

The background of the cover is a photograph of a high-voltage power transmission tower. The tower is a complex lattice structure of dark metal, silhouetted against a sky that transitions from a deep blue at the top to a soft pink and purple at the bottom, suggesting a sunset or sunrise. The tower's structure is the dominant visual element, with multiple cross-arms and insulators visible. The overall mood is industrial yet serene.

.Kreate

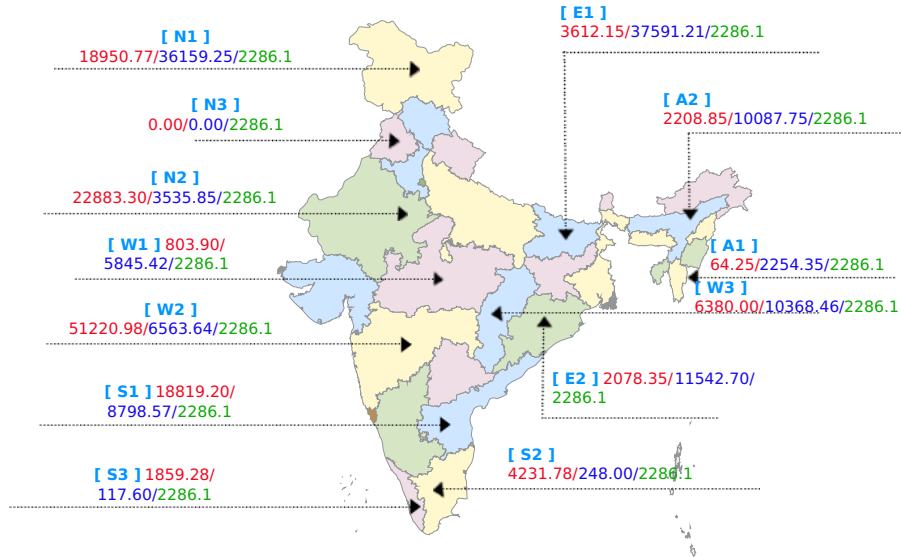
Daily power market report

Sunday , August 2, 2020

Kreate Energy (I) Pvt. Ltd. | Formerly known as Mittal Processors Pvt. Ltd.
1002, 1004, 10th Floor, Antriksh Bhawan, 22 KG Marg, New Delhi - 110001 India

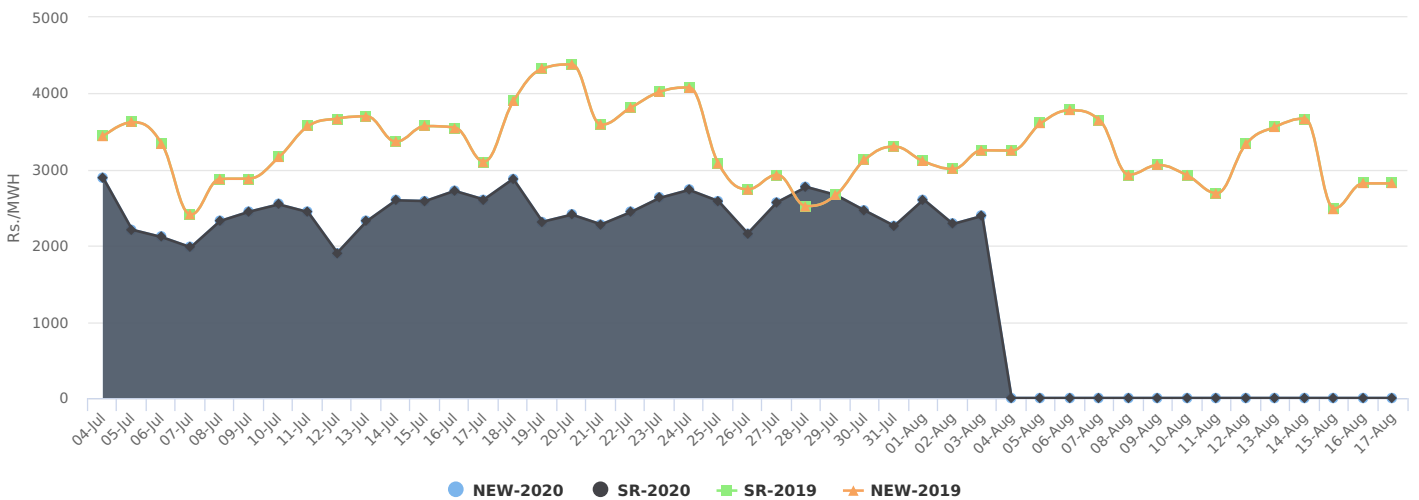
Tel/Fax: +91 11 66666999 | Email: info@kreateglobal.com | Website: www.kreateglobal.com

Average Price and Volume comparison for IEX Buy Bid (MWh)/Sell Bid (MWh)/Avg.Price (INR/MWh)

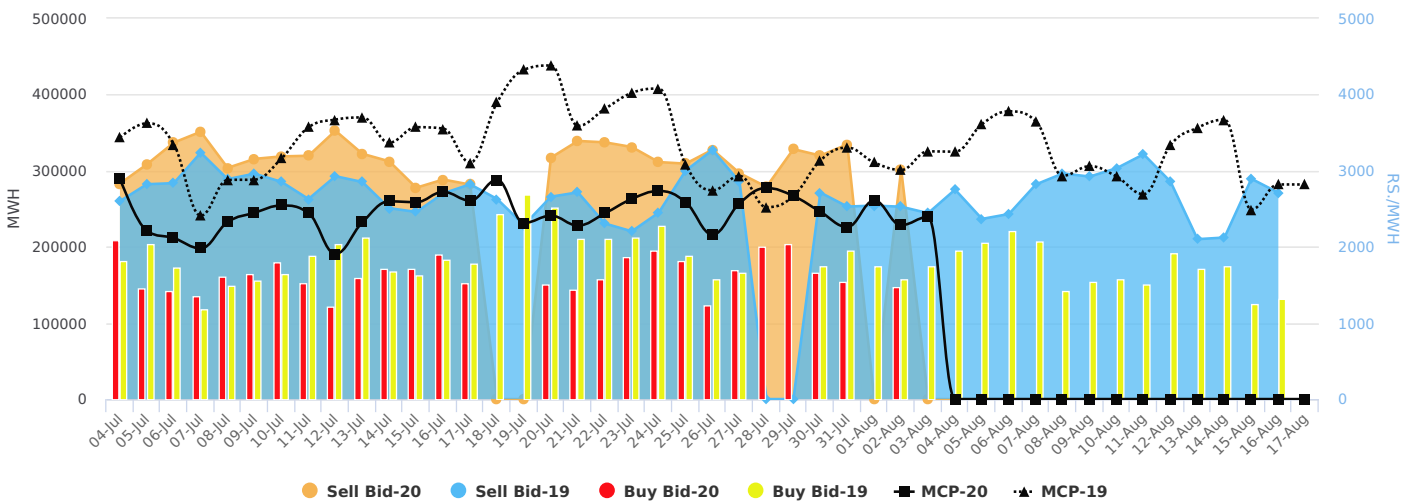


No Congestion has been reported by NLDC for DD 02.08.2020

45 Days Average Clearing Prices at IEX:New Grid & SR rate



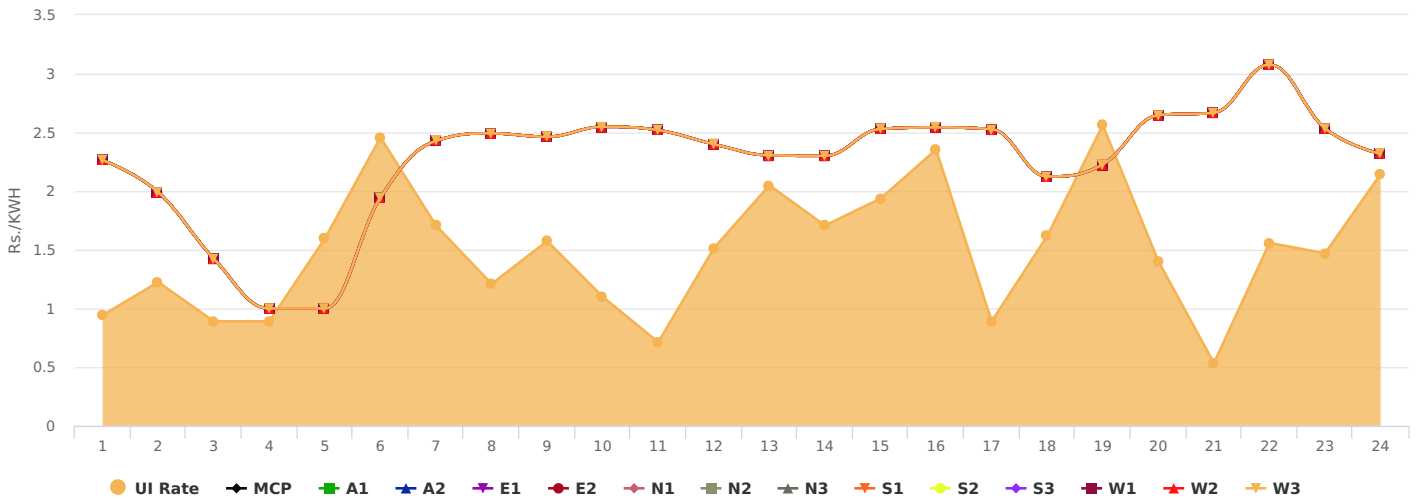
Market Snapshot of last 45 Days



Region wise top buyer and seller on Exchange

| Region | 02-Aug-20 | | | | 01-Aug-20 | | | |
|--------|------------|-------|-----------|-------|------------|-------|-----------|-------|
| | Top Seller | | Top Buyer | | Top Seller | | Top Buyer | |
| | Name | MUs | Name | MUs | Name | MUs | Name | MUs |
| NR | PUNJAB | 30.00 | HARYANA | 22.00 | HARYANA | 22.00 | PUNJAB | 10.00 |

DSM charges comparison with daily avg price of IEX 31-Jul-20



Region wise top Over Drawing & Under Drawing States

| Region | 01-Aug-20 | | | | 31-Jul-20 | | | |
|--------|--------------|-------|-------------|------|---------------|-------|-------------|-------|
| | Under Drawal | | Over Drawal | | Under Drawal | | Over Drawal | |
| | State | MUs | State | MUs | State | MUs | State | MUs |
| NR | UP | -2.70 | Uttarakhand | 0.20 | UTTAR PRADESH | 22.00 | PUNJAB | 10.00 |
| WR | Maharashtra | -1.90 | Gujarat | 2.20 | - | - | - | - |
| SR | Telangana | -1.10 | Kerala | 0.60 | - | - | - | - |
| ER | Jharkhand | -2.10 | - | 0.00 | - | - | - | - |
| NER | Assam | -0.50 | Mizoram | 0.00 | - | - | - | - |

Congestion Report

| Corridor | Max.ATC[MW] | | Max[MW] | | Energy[MUs] | |
|---|---------------------|---------------------|---------|----------|-------------|--------|
| | Import | Export | Import | Export | Import | Export |
| NR to ER (import) & ER to NR (Export) | No Limits Specified | No Limits Specified | 312.00 | 5989.00 | 2.80 | 115.90 |
| WR-ER (Import) & ER-WR (Export) | No Limits Specified | No Limits Specified | 2471.00 | 639.00 | 33.90 | 6.10 |
| SR to ER (Import) & ER to SR (Export) | No Limits Specified | No Limits Specified | 1.00 | 5325.00 | 0.00 | 101.60 |
| NER to ER (Import) & ER to NER (Export) | No Limits Specified | No Limits Specified | 23.00 | 590.00 | 0.00 | 8.60 |
| NR to WR (Import) & WR to NR (Export) | No Limits Specified | No Limits Specified | 1940.00 | 11136.00 | 34.10 | 224.40 |
| SR to WR (Import) & WR to SR (Export) | No Limits Specified | No Limits Specified | 2016.00 | 4097.00 | 21.50 | 41.10 |

Latest power Sector & Weather News



Gujarat: Power to cost more as GUVNL hikes fuel surcharge



OHPC pays interim dividend of Rs 30 crore to Odisha government



JSW Energy scraps deal to buy GMR plant



IEX posts 8.3 pc jump in net profit at Rs 43 cr for June quarter



Thunderstorm accompanied with lightning, hail & gusty winds (speed reaching 30-40 kmph) at isolated places very likely over Himachal Pradesh and Uttarakhand; with lightning & squall (speed reaching 50-60 kmph) at isolated places over Haryana, Chandigarh & Delhi and Uttar Pradesh; with lightning & gusty winds (speed reaching 40-50 kmph) at isolated places over Rajasthan, Odisha and Bihar; with lightning & gusty winds (speed reaching 30-40 kmph) at isolated places over Jammu & Kashmir, Ladakh, Gilgit-Baltistan & Muzaffarabad, Punjab, East Madhya Pradesh, Vidarbha, Chhattisgarh, Gangetic West Bengal, Assam & Meghalaya, Nagaland, Manipur, Mizoram & Tripura and Coastal Andhra Pradesh & Yanam; with lightning at isolated places over West Madhya Pradesh, Jharkhand, Arunachal Pradesh and Tamilnadu, Puducherry & Karaikal.

Generating Outage Summary in MW

| Region | Central Sector | State Sector | Sub Total | Previous |
|--------------|------------------|------------------|------------------|-------------|
| NR | 5,756.00 | 10,889.00 | 16,645.00 | 0.00 |
| WR | 13,437.00 | 20,330.00 | 33,767.00 | 0.00 |
| SR | 12,222.00 | 13,960.00 | 26,182.00 | 0.00 |
| ER | 1,045.00 | 5,672.00 | 6,717.00 | 0.00 |
| NER | 760.00 | 47.00 | 807.00 | 0.00 |
| Total | 33,220.00 | 50,898.00 | 84,118.00 | 0.00 |

DISCLAIMER: Kreate Energy (I) Pvt. Ltd. has taken due care and caution in compilation and reporting of data as has been obtained from various sources including which it considers reliable and first hand. However, Kreate Energy (I) Pvt. Ltd. does not guarantee the accuracy, adequacy or completeness of any information and it not responsible for errors or omissions or for the results obtained from the use of such information and especially states that it has no financial liability whatsoever to the users of this report. This research and information does not constitute recommendation or advice for trading or investment purposes and therefore Kreate Energy (I) Pvt. Ltd. will not be liable for any loss accrued as a result of a trading/investment activity that is undertaken on the basis of information contained in this report.