



**.Kreate**

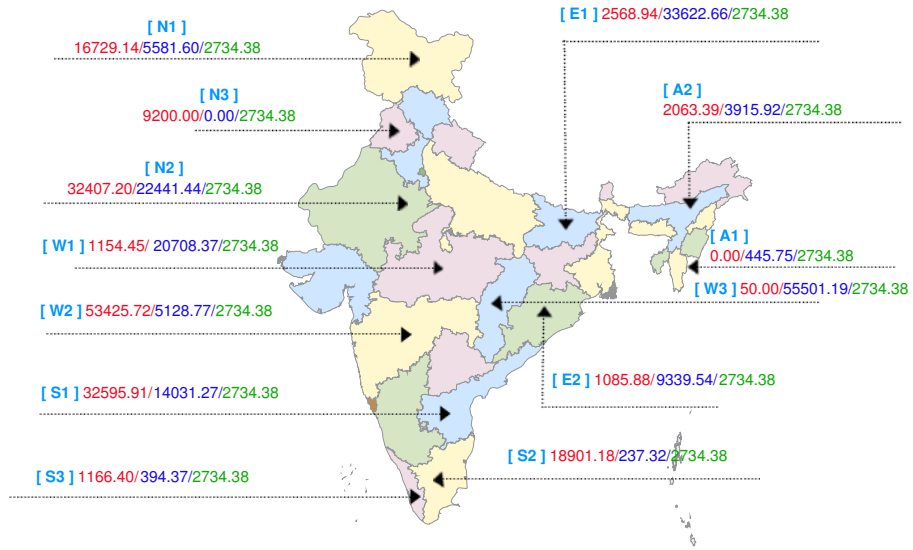
# Daily power market report

Thursday , December 3,  
2020

Kreate Energy (I) Pvt. Ltd. | Formerly known as Mittal Processors Pvt. Ltd.  
1002, 1004, 10<sup>th</sup> Floor, Antriksh Bhawan, 22 KG Marg, New Delhi - 110001 India

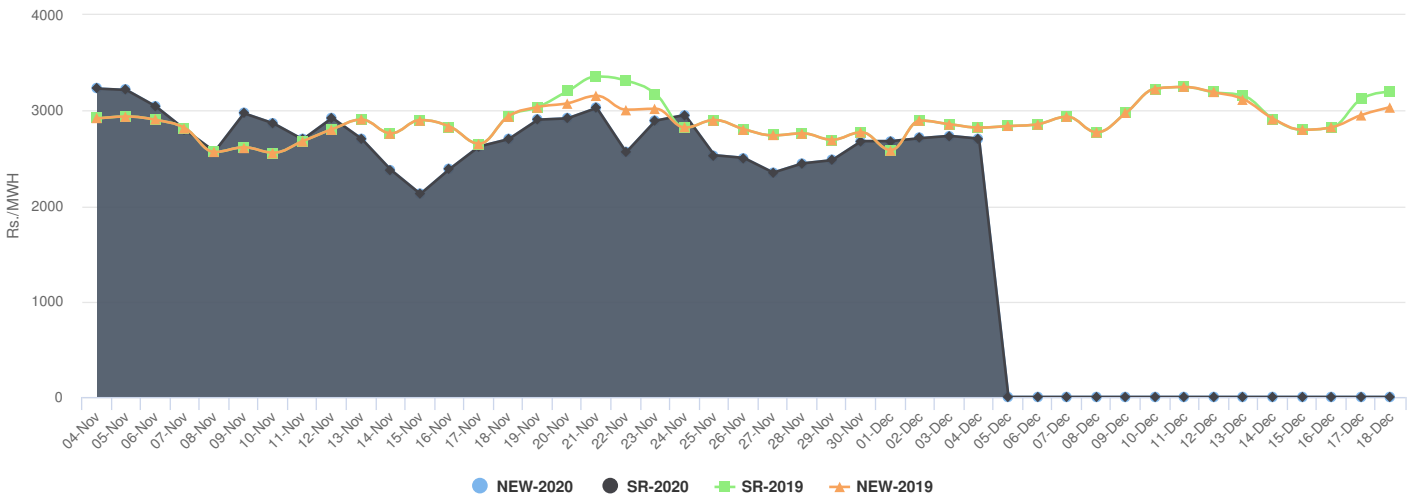
Tel/Fax: +91 11 66666999 | Email: [info@kreateglobal.com](mailto:info@kreateglobal.com) | Website: [www.kreateglobal.com](http://www.kreateglobal.com)

# Average Price and Volume comparison for IEX Buy Bid (MWh)/Sell Bid (MWh)/Avg.Price (INR/MWh)

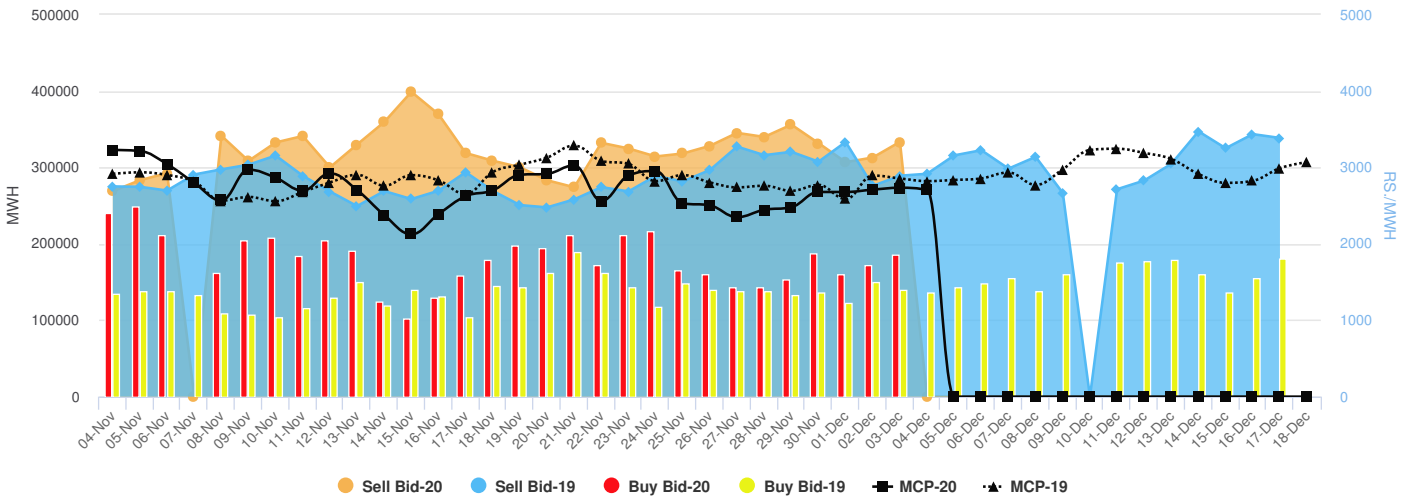


No Congestion has been reported by NLDC for DD 03.12.2020

## 45 Days Average Clearing Prices at IEX:New Grid & SR rate



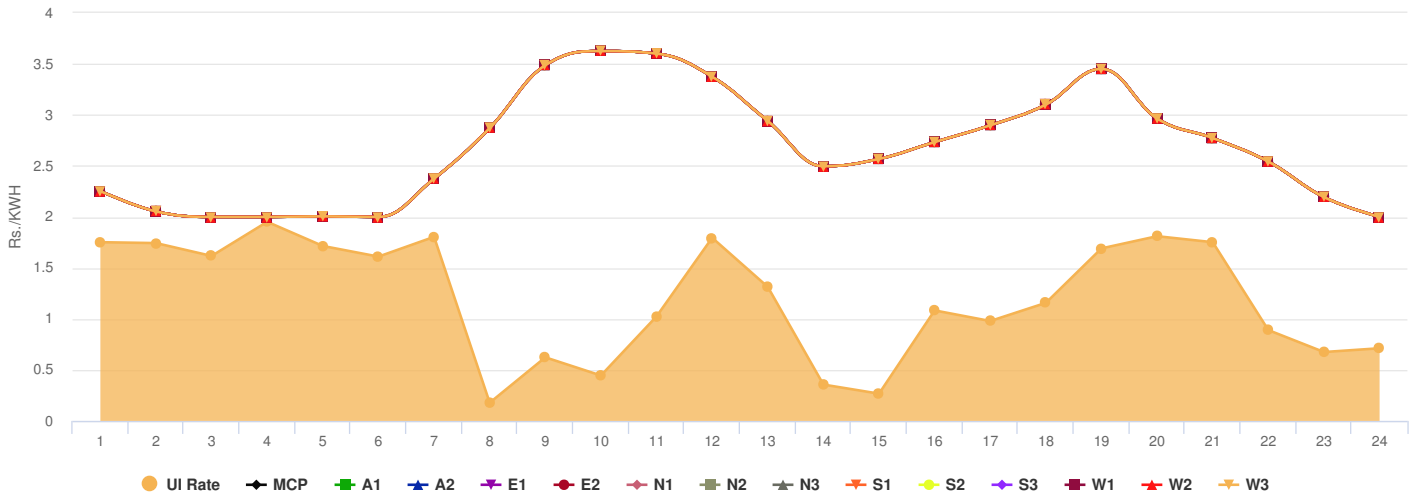
## Market Snapshot of last 45 Days



## Region wise top buyer and seller on Exchange

Region	03-Dec-20				02-Dec-20			
	Top Seller		Top Buyer		Top Seller		Top Buyer	
	Name	MUs	Name	MUs	Name	MUs	Name	MUs
NR	UPPCL	15.60	RAJASTHAN	9.48	UPPCL	12.67	HARYANA	8.23
NER	ASSAM	3.33	ASSAM	1.75	ASSAM	3.14	ASSAM	1.69
SR	KPTCL	2.32	APTRANSCO	24.72	KPTCL	1.64	APTRANSCO	19.84
ER	WBSETCL	20.46	JHARKHAND	2.45	-	-	-	-
WR	CSEB	9.28	GEB	24.68	-	-	-	-

## DSM charges comparison with daily avg price of IEX 01-Dec-20



## Region wise top Over Drawing & Under Drawing States

Region	02-Dec-20				01-Dec-20			
	Under Drawal		Over Drawal		Under Drawal		Over Drawal	
	State	MUs	State	MUs	State	MUs	State	MUs
NR	Punjab	-1.80	Uttarakhand	1.70	J&K(UT) & Ladakh(UT)	-0.80	Haryana	2.50
NER	Meghalaya	-0.20	Assam	0.40	Tripura	-0.30	Assam	0.10
SR	Puducherry	-0.40	Tamil Nadu	2.30	Telangana	-3.60	Andhra Pradesh	0.80
ER	Jharkhand	-2.30	West Bengal	0.80	Bihar	-2.80	Odisha	1.10
WR	Maharashtra	-3.50	Gujarat	5.10	Maharashtra	-1.70	Gujarat	4.10

## Congestion Report

Corridor	Max.ATC[MW]		Max[MW]		Energy[MUs]	
	Import	Export	Import	Export	Import	Export
NR-ER	1800.00	5200.00	97.00	6416.00	0.80	86.70
WR-ER	No Limits Specified	No Limits Specified	1224.00	2523.00	1.30	10.30
SR-ER	No Limits Specified	5650.00	1.00	5901.00	0.00	100.10
NER-ER	2635.00	1105.00	801.00	67.00	11.40	0.00
NR-WR	2000.00	17350.00	2019.00	12184.00	34.30	236.40
SR-WR	4200.00	8000.00	1681.00	6552.00	7.20	73.60

### Latest power Sector & Weather News



KP Energy Completes Transmission Line in Gujarat to Evacuate Wind Power



Tamil Nadu Regulator Refuses to Extend Commissioning Deadline for a 50 MW Solar Project



Tamil Nadu seeks discounts to clear dues of private gencos



Coal India output rises 3.4 pc to 52 MT in Nov



Heavy to very heavy rainfall at a few places with extremely heavy falls at isolated places very likely over south Tamil Nadu and south Kerala; heavy to very heavy rainfall at isolated places over north Tamilnadu, Puducherry & Karaikal and north Kerala & Mahe and heavy rainfall at isolated places over Nicobar Islands, Coastal Andhra Pradesh & Yanam and Rayalaseema.



Thunderstorm with lightning very likely at isolated places over Coastal Andhra Pradesh & Yanam, Rayalaseema, South Interior Karnataka, Kerala & Mahe and Tamilnadu, Puducherry & Karaikal.



Dense fog very likely at isolated places over northeast Uttar Pradesh.



Gale wind (speed reaching 70-80 kmph gusting to 90 kmph) prevails around the system centre covering extreme north Sri Lanka and adjoining areas of Gulf of Mannar and Southwest Bay of Bengal. Squally Winds (speed reaching 70-80 kmph gusting to 90 kmph) very likely to prevail over Comorin Area, Gulf of Mannar, along & off south Tamilnadu coast (Kanniyakumari, Tirunelveli, Thoothukudi and Ramanathapuram districts) and speed reaching 55-65 kmph gusting to 75 kmph along & off south Kerala coast (Thiruvananthapuram, Kollam, Pathanamthitta and Alappuzha district); (speed reaching 45-55 kmph gusting to 65 kmph) over Lakshadweep-Maldives areas and adjoining Southeast Arabian Sea. Sea Condition very likely to be very rough to high over Southwest Bay of Bengal and along & off Sri Lanka coast, Gulf of Mannar & along & off south Tamilnadu coast and rough to very rough over Lakshadweep-Maldives areas & adjoining Southeast Arabian Sea along & off Kerala coast and Comorin Area. Fishermen are advised not to venture into these areas.

## Generating Outage Summary in MW

Region	Central Sector	State Sector	Sub Total	Previous
NR	6,966.00	14,026.00	20,992.00	23,177.00
NER	659.00	11.00	670.00	0.00
SR	11,032.00	12,507.00	23,539.00	0.00
ER	2,460.00	4,482.00	6,942.00	0.00
WR	15,385.00	14,680.00	30,065.00	0.00
<b>Total</b>	<b>36,502.00</b>	<b>45,706.00</b>	<b>82,208.00</b>	<b>23,177.00</b>

DISCLAIMER: Kreate Energy (I) Pvt. Ltd. has taken due care and caution in compilation and reporting of data as has been obtained from various sources including which it considers reliable and first hand. However, Kreate Energy (I) Pvt. Ltd. does not guarantee the accuracy, adequacy or completeness of any information and it not responsible for errors or omissions or for the results obtained from the use of such information and especially states that it has no financial liability whatsoever to the users of this report. This research and information does not constitute recommendation or advice for trading or investment purposes and therefore Kreate Energy (I) Pvt. Ltd. will not be liable for any loss accrued as a result of a trading/investment activity that is undertaken on the basis of information contained in this report.