



**.Kreate**

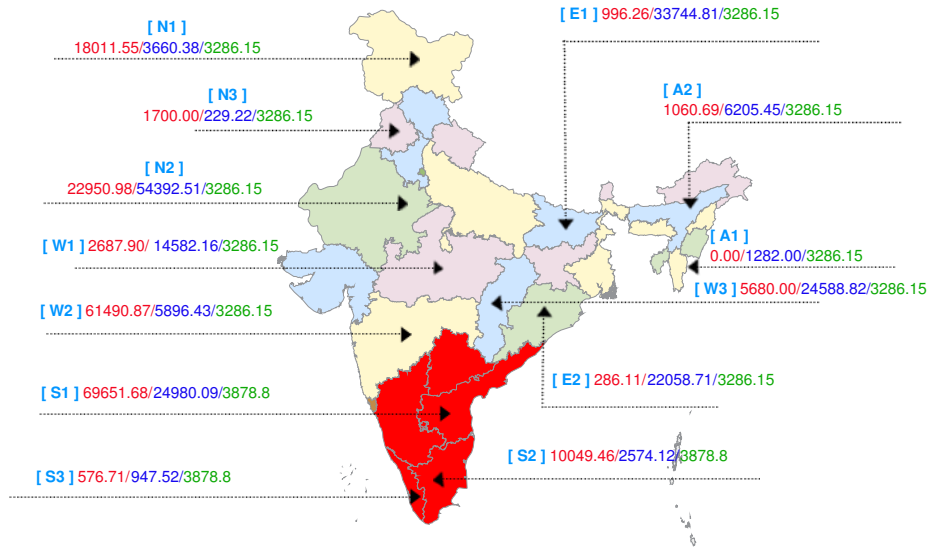
# Daily power market report

Thursday , March 4,  
2021

Kreate Energy (I) Pvt. Ltd. | Formerly known as Mittal Processors Pvt. Ltd.  
1002, 1004, 10<sup>th</sup> Floor, Antriksh Bhawan, 22 KG Marg, New Delhi - 110001 India

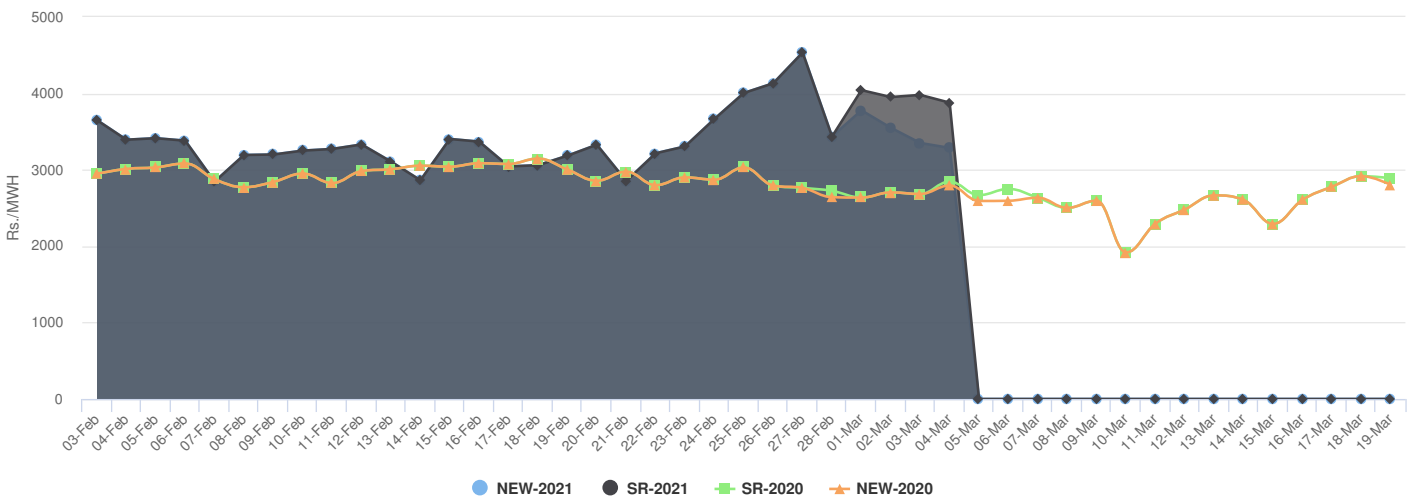
Tel/Fax: +91 11 66666999 | Email: [info@kreateglobal.com](mailto:info@kreateglobal.com) | Website: [www.kreateglobal.com](http://www.kreateglobal.com)

## Average Price and Volume comparison for IEX Buy Bid (MWh)/Sell Bid (MWh)/Avg.Price (INR/MWh)

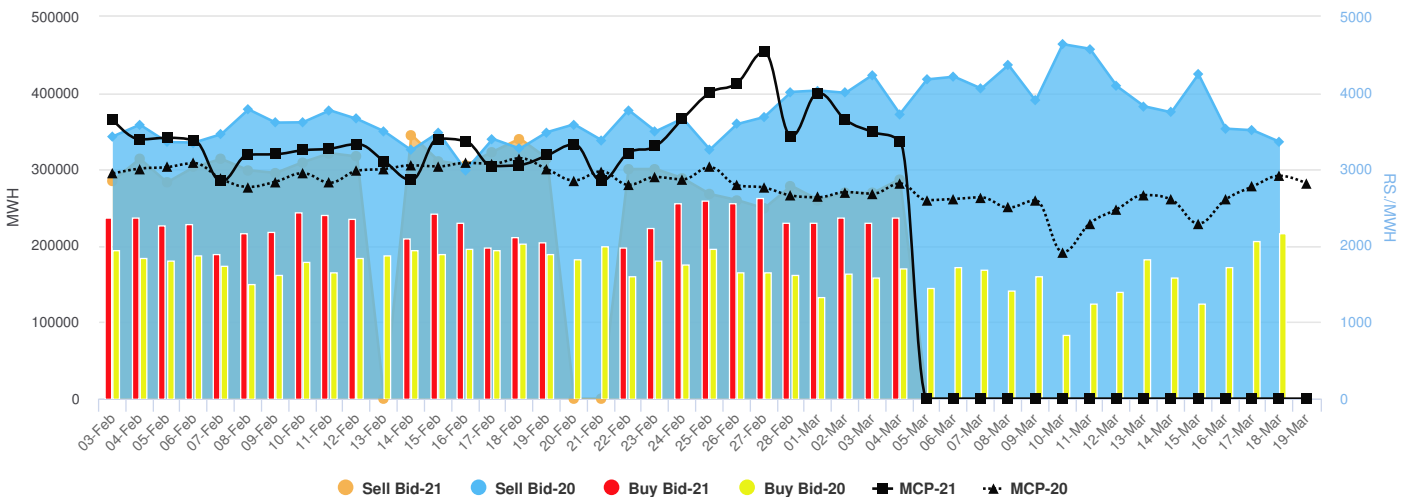


Congestion has been reported by NLDC in SR import for DD 04.03.2021 from 03:15-04:30, 05:00-09:15, 16:00-17:15 hours

## 45 Days Average Clearing Prices at IEX:New Grid & SR rate



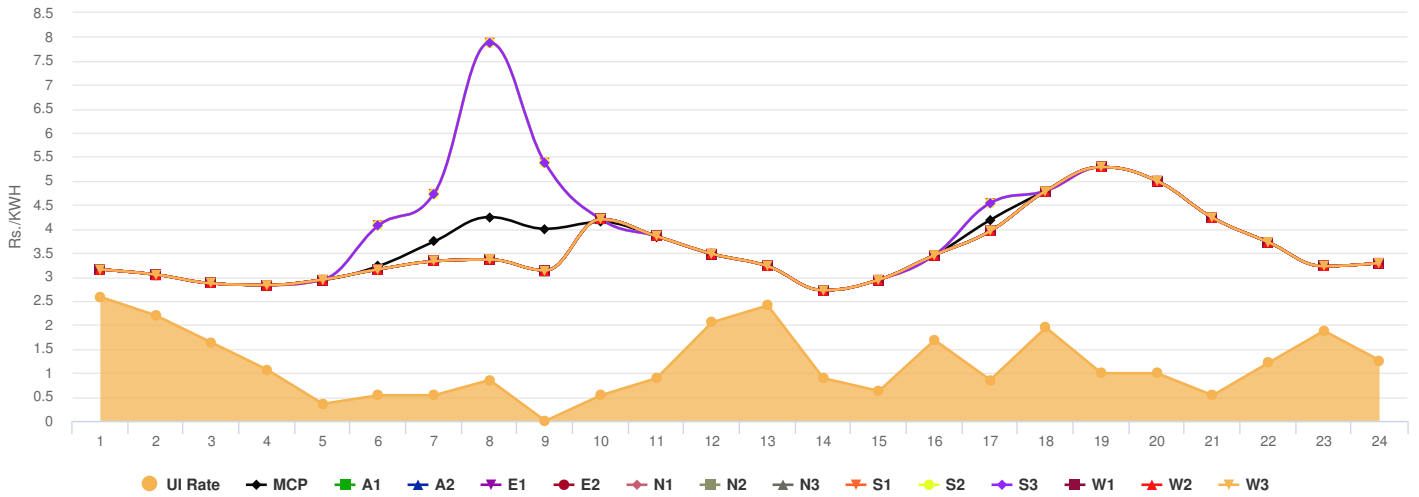
## Market Snapshot of last 45 Days



### Region wise top buyer and seller on Exchange

Region	04-Mar-21				03-Mar-21			
	Top Seller		Top Buyer		Top Seller		Top Buyer	
	Name	MUs	Name	MUs	Name	MUs	Name	MUs
NR	UPPCL	42.49	RAJASTHAN	12.25	UPPCL	43.23	J&K LADAKH	9.08
NER	ASSAM	5.15	ASSAM	0.88	ASSAM	3.51	ASSAM	1.21
SR	KPTCL	5.79	TSTRANSCO	52.45	KPTCL	6.03	TSTRANSCO	51.17
ER	BSPHCL	20.31	JHARKHAND	0.88	BSPHCL	9.58	JHARKHAND	0.87
WR	MSEB	5.29	GEB	33.96	MPSEB	5.46	GEB	29.56

### DSM charges comparison with daily avg price of IEX 02-Mar-21



### Region wise top Over Drawing & Under Drawing States

Region	03-Mar-21				02-Mar-21			
	Under Drawal		Over Drawal		Under Drawal		Over Drawal	
	State	MUs	State	MUs	State	MUs	State	MUs
NR	Delhi	-1.60	Rajasthan	3.40	UP	-2.30	Rajasthan	0.80
NER	Manipur	-0.30	Assam	0.40	Meghalaya	-0.20	Assam	0.10
SR	Tamil Nadu	-3.10	Telangana	0.30	Tamil Nadu	-1.70	Karnataka	3.50
ER	Odisha	-1.60	0	0.00	Jharkhand	-1.40	Bihar	1.00
WR	Maharashtra	-3.20	Gujarat	8.10	Maharashtra	-1.70	Chhattisgarh	0.90

## Congestion Report

Corridor	Max.ATC[MW]		Max[MW]		Energy[MUs]	
	Import	Export	Import	Export	Import	Export
NR-ER	No Limits Specified	No Limits Specified	653.00	2353.00	2.30	25.50
SR-ER	No Limits Specified	4650.00	930.00	4886.00	0.00	98.60
NER-ER	3455.00	1215.00	859.00	0.00	11.60	0.00
NR-WR	2000.00	14950.00	3136.00	8391.00	46.80	174.20
SR-WR	4200.00	7000.00	1191.00	7066.00	21.00	132.90

### Latest power Sector & Weather News



'Human error, not Chinese cyber attack', says Union Power Minister on Mumbai 2020 blackout



Tamil Nadu Issues New Tariff Order, Plans to Double Its Solar Capacity by 2022



'Change in Law' Clause Approved in Draft PPA for Setting Up Distributed Solar Projects



Five More States Become Eligible for Power Sector's Reform-Linked Borrowings



Thunderstorm with lightning at isolated places very likely over Arunachal Pradesh, Assam & Meghalaya and Nagaland, Manipur, Mizoram & Tripura.

## Generating Outage Summary in MW

Region	Central Sector	State Sector	Sub Total	Previous
NR	5,900.00	11,877.00	17,777.00	0.00
NER	559.00	11.00	570.00	671.00
SR	5,832.00	8,104.00	13,936.00	14,336.00
ER	948.00	3,807.00	4,755.00	5,715.00
WR	16,318.00	13,760.00	30,078.00	29,663.00
<b>Total</b>	<b>29,557.00</b>	<b>37,559.00</b>	<b>67,116.00</b>	<b>50,385.00</b>

DISCLAIMER: Kreate Energy (I) Pvt. Ltd. has taken due care and caution in compilation and reporting of data as has been obtained from various sources including which it considers reliable and first hand. However, Kreate Energy (I) Pvt. Ltd. does not guarantee the accuracy, adequacy or completeness of any information and it not responsible for errors or omissions or for the results obtained from the use of such information and especially states that it has no financial liability whatsoever to the users of this report. This research and information does not constitute recommendation or advice for trading or investment purposes and therefore Kreate Energy (I) Pvt. Ltd. will not be liable for any loss accrued as a result of a trading/investment activity that is undertaken on the basis of information contained in this report.