

The background of the cover is a photograph of a high-voltage power transmission tower. The tower is a complex lattice structure of dark metal, silhouetted against a sky that transitions from a deep blue at the top to a soft pink and purple at the bottom, suggesting a sunset or sunrise. Several power lines are visible, extending from the tower towards the left side of the frame.

.Kreate

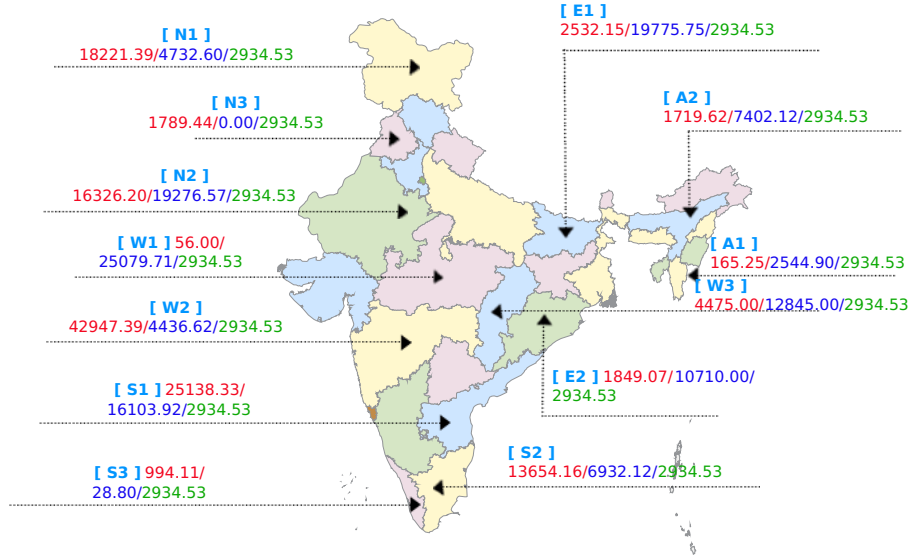
Daily power market report

Saturday , December 7, 2019

Kreate Energy (I) Pvt. Ltd. | Formerly known as Mittal Processors Pvt. Ltd.
1002, 1004, 10th Floor, Antriksh Bhawan, 22 KG Marg, New Delhi - 110001 India

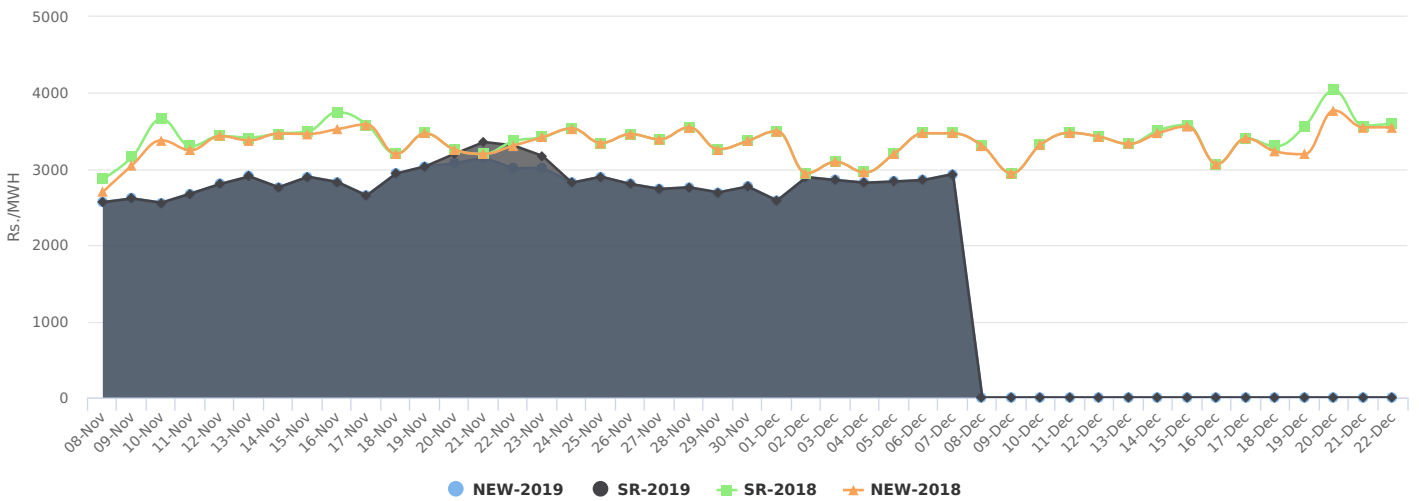
Tel/Fax: +91 11 66666999 | Email: info@kreateglobal.com | Website: www.kreateglobal.com

Average Price and Volume comparison for IEX Buy Bid (MWh)/Sell Bid (MWh)/Avg.Price (INR/MWh)

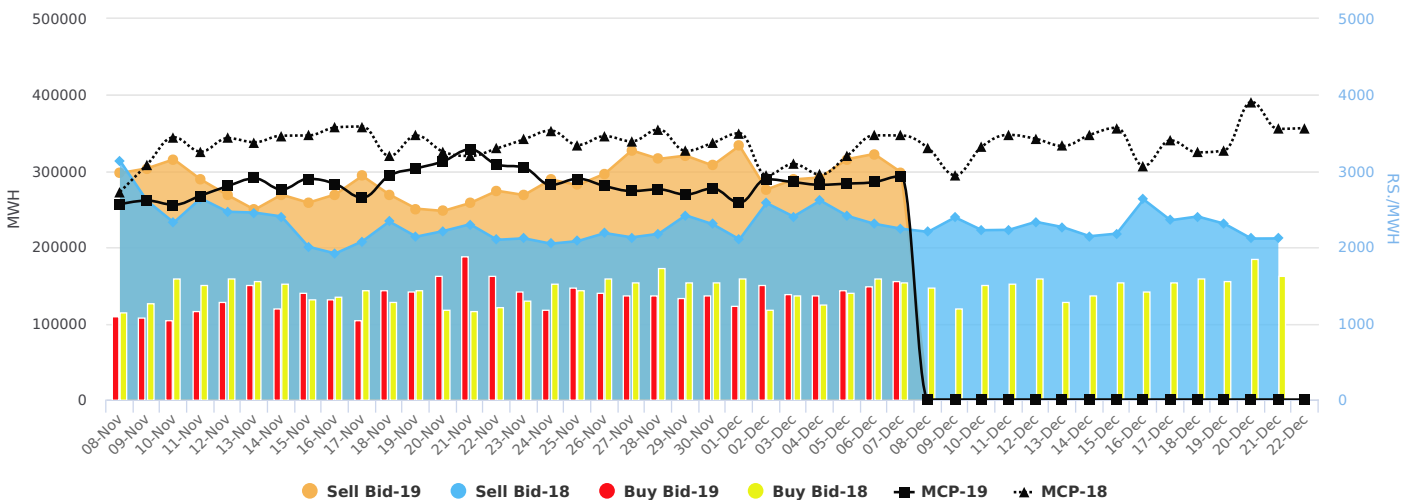


NO Congestion has been reported by NLDC for DD 07.12.2019.

45 Days Average Clearing Prices at IEX:New Grid & SR rate



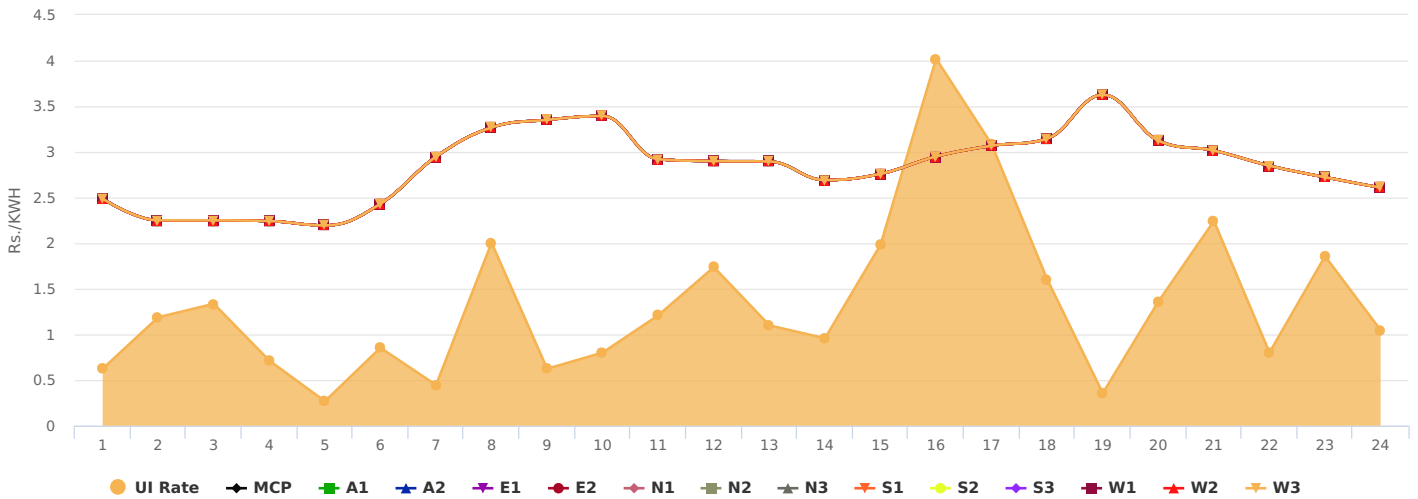
Market Snapshot of last 45 Days



Region wise top buyer and seller on Exchange

Region	07-Dec-19				06-Dec-19			
	Top Seller		Top Buyer		Top Seller		Top Buyer	
	Name	MUs	Name	MUs	Name	MUs	Name	MUs
NR	RAJASTHAN	9.27	JU0026K	9.99	RAJASTHAN	7.48	JU0026K	11.14
SR	KPTCL	5.71	TSTRANSCO	15.27	SEIL_PROJECT2	9.78	TSTRANSCO	14.84
ER	WBSETCL	4.48	GMR	10.41	ODISHA	9.02	WEST BENGAL	2.45
WR	MADHYA PRADESH	10.41	MAHARASHTRA	17.65	MADHYA PRADESH	12.93	GUJARAT	16.45

DSM charges comparison with daily avg price of IEX 05-Dec-19



Region wise top Over Drawing & Under Drawing States

Region	06-Dec-19				05-Dec-19			
	Under Drawal		Over Drawal		Under Drawal		Over Drawal	
	State	MUs	State	MUs	State	MUs	State	MUs
NR	Punjab	-1.00	Haryana	1.30	Punjab	-1.60	UP	1.20
NER	Manipur	-0.40	Mizoram	0.50	Assam	-0.50	Mizoram	0.60
SR	Tamil Nadu	-1.60	Kerala	1.30	Karnataka	-1.10	Andhra Pradesh	0.90
ER	Jharkhand	-0.30	Odisha	1.40	Jharkhand	-0.90	Odisha	1.60
WR	Maharashtra	-5.50	DD	0.60	Maharashtra	-5.30	Gujarat	2.10

Congestion Report

Corridor	Max.ATC[MW]		Max[MW]		Energy[MUs]	
	Import	Export	Import	Export	Import	Export
NR to ER (Import) & ER to NR (Export)	1800.00	4950.00	32.00	5583.00	0.40	84.90
WR-ER (Import) & ER-WR (Export)	No Limits Specified	No Limits Specified	1744.00	1655.00	5.90	5.40
SR to ER (Import) & ER to SR (Export)	No Limits Specified	4700.00	1039.00	4518.00	5.10	72.20
NER to ER (Import) & ER to NER (Export)	2355.00	1325.00	723.00	82.00	9.90	0.00
NR to WR (Import) & WR to NR (Export)	2000.00	14400.00	2707.00	10624.00	46.20	188.40
SR to WR (Import) & WR to SR (Export)	No Limits Specified	5050.00	1228.00	5496.00	13.90	64.70

Latest power Sector & Weather News



BHEL Seeks Cable Suppliers for 175 MW of Solar Projects in Gujarat



Rajasthan's discom earns Rs 3 crore fine from theft cases



CESC drops plans to separate distribution and generation biz



Uttarakhand power firms set to put a cap on quantity of electricity given to its staff



Thunderstorm accompanied with lightning very likely at isolated places over Tamilnadu, Puducherry & Karaikal, Kerala and Lakshadweep.



Dense fog very likely in isolated pockets over Haryana and Meghalaya.



Squally weather very likely to prevail over southeast Arabian Sea and adjoining Equatorial Indian Ocean. Fishermen are advised not to venture into these areas.

Generating Outage Summary in MW

Region	Central Sector	State Sector	Sub Total	Previous
NR	6,266.00	13,780.00	20,046.00	19,757.00
WR	17,997.00	17,340.00	35,337.00	34,972.00
SR	6,762.00	11,570.00	18,332.00	18,412.00
ER	1,970.00	5,700.00	7,670.00	7,830.00
NER	563.00	11.00	574.00	824.00
Total	33,558.00	48,401.00	81,959.00	81,795.00

DISCLAIMER: Kreate Energy (I) Pvt. Ltd. has taken due care and caution in compilation and reporting of data as has been obtained from various sources including which it considers reliable and first hand. However, Kreate Energy (I) Pvt. Ltd. does not guarantee the accuracy, adequacy or completeness of any information and it not responsible for errors or omissions or for the results obtained from the use of such information and especially states that it has no financial liability whatsoever to the users of this report. This research and information does not constitute recommendation or advice for trading or investment purposes and therefore Kreate Energy (I) Pvt. Ltd. will not be liable for any loss accrued as a result of a trading/investment activity that is undertaken on the basis of information contained in this report.