



.Kreate

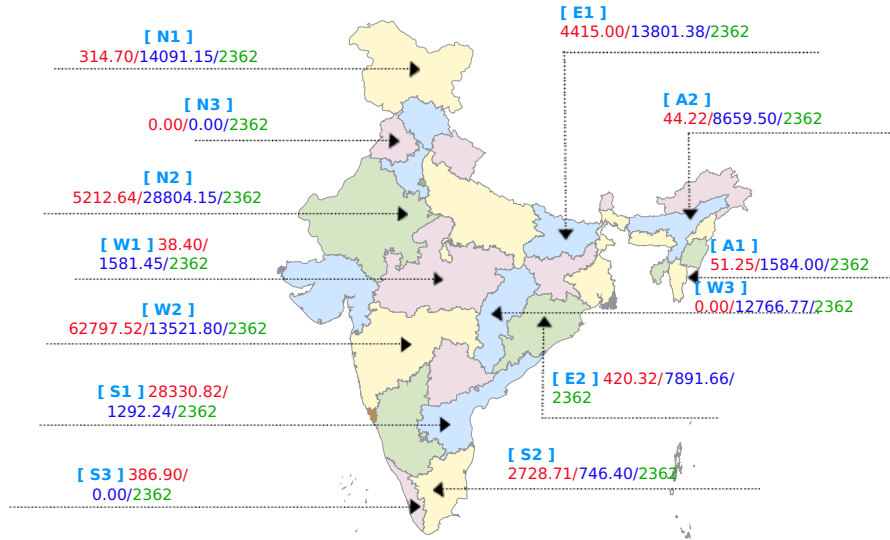
Daily power market report

Thursday , April 9, 2020

Kreate Energy (I) Pvt. Ltd. | Formerly known as Mittal Processors Pvt. Ltd.
1002, 1004, 10th Floor, Antriksh Bhawan, 22 KG Marg, New Delhi - 110001 India

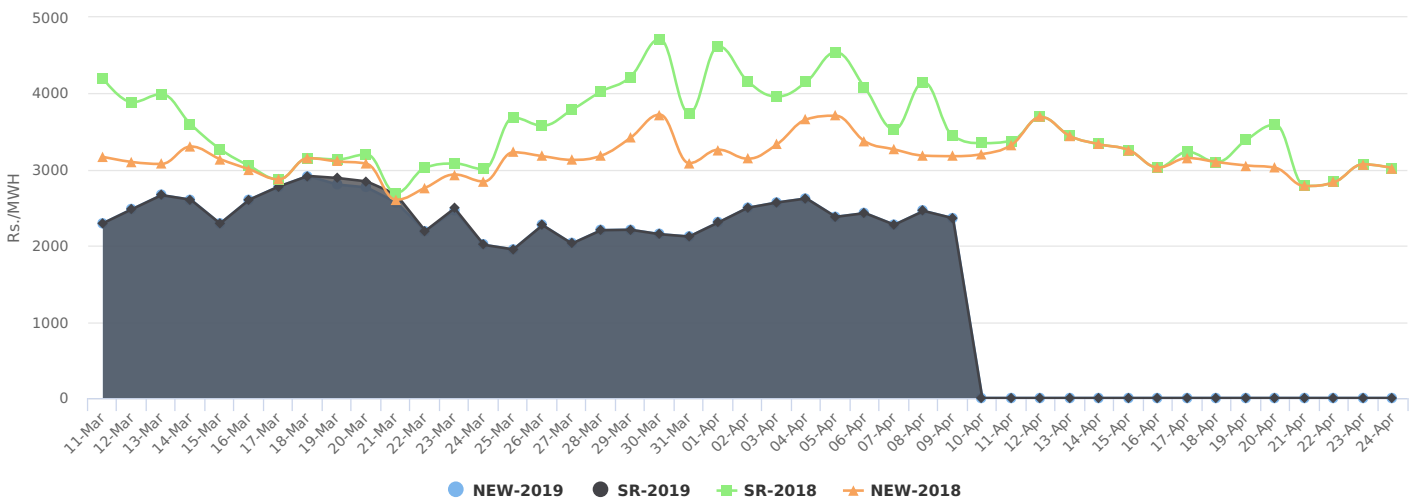
Tel/Fax: +91 11 66666999 | Email: info@kreateglobal.com | Website: www.kreateglobal.com

Average Price and Volume comparison for IEX Buy Bid (MWh)/Sell Bid (MWh)/Avg.Price (INR/MWh)

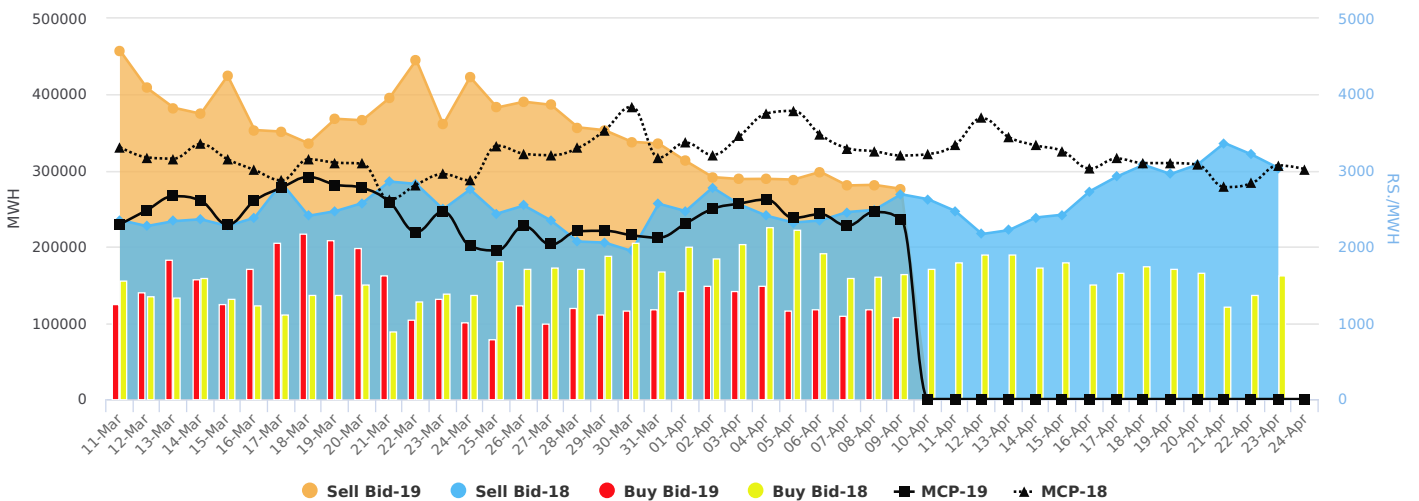


No Congestion has been reported by NLDC for DD 08.04.2020.

45 Days Average Clearing Prices at IEX:New Grid & SR rate



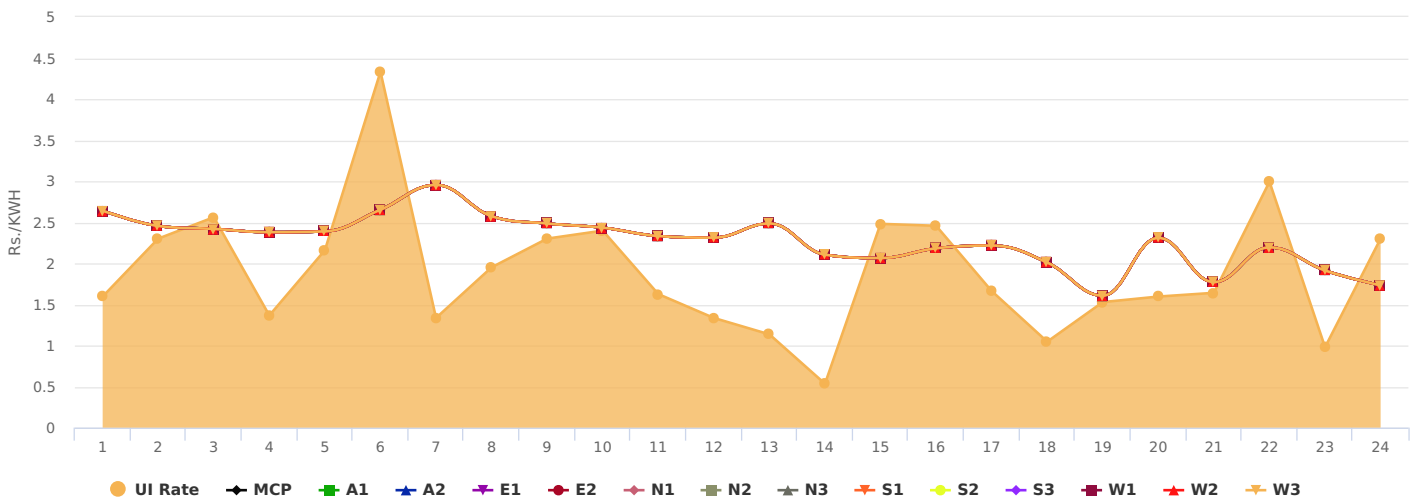
Market Snapshot of last 45 Days



Region wise top buyer and seller on Exchange

Region	09-Apr-20				08-Apr-20			
	Top Seller		Top Buyer		Top Seller		Top Buyer	
	Name	MUs	Name	MUs	Name	MUs	Name	MUs
NR	UPPCL	16.25	RAJASTHAN	2.59	UPPCL	19.01	UPPCL	2.67
SR	KPTCL	0.69	APTRANSCO	24.08	NLCIIST1	1.29	APTRANSCO	24.21
ER	ODISHA	7.24	BSPHCL	4.37	ODISHA	7.40	BSPHCL	3.64
WR	TORRENT DGEN	7.62	MAHARASHTRA	46.30	TORRENT DGEN	8.46	MAHARASHTRA	55.16
NER	ASSAM	8.27	MANIPUR	0.51	ASSAM	7.63	MEGHALAYA	0.48

DSM charges comparison with daily avg price of IEX 07-Apr-20



Region wise top Over Drawing & Under Drawing States

Region	08-Apr-20				07-Apr-20			
	Under Drawal		Over Drawal		Under Drawal		Over Drawal	
	State	MUs	State	MUs	State	MUs	State	MUs
NR	Delhi	-2.50	Uttarakhand	0.40	Delhi	-2.10	UP	1.20
WR	Chhattisgarh	-1.40	Gujarat	3.40	MP	-2.60	Gujarat	3.10
SR	Karnataka	-0.30	Telangana	1.50	Pondy	-0.30	Kerala	0.90
ER	Jharkhand	-0.70	DVC	0.60	Jharkhand	-0.80	West Bengal	1.40
NER	Meghalaya	-0.20	Arunachal Pradesh	0.70	Meghalaya	-0.20	Arunachal Pradesh	0.30

Congestion Report

Corridor	Max.ATC[MW]		Max[MW]		Energy[MUs]	
	Import	Export	Import	Export	Import	Export
NR to ER (Import) & ER to NR (Export)	1800.00	4950.00	687.00	3720.00	1.40	44.60
WR-ER (Import) & ER-WR (Export)	No Limits Specified	No Limits Specified	2197.00	1374.00	23.50	8.70
SR to ER (Import) & ER to SR (Export)	No Limits Specified	5400.00	923.00	5334.00	7.40	99.90
NER to ER (Import) & ER to NER (Export)	2355.00	1285.00	855.00	75.00	12.80	0.00
NR to WR (Import) & WR to NR (Export)	2000.00	15650.00	3471.00	6508.00	51.00	127.10
SR to WR (Import) & WR to SR (Export)	No Limits Specified	6450.00	232.00	6189.00	1.80	99.90

Latest power Sector & Weather News



Days After Invoking Force Majeure, Punjab Allows Solar Developer to Supply Power



Power Generators Get More Time to File Tariff Petitions Amid COVID-19 Outbreak



Additional Costs Borne by Solar Developers Due to GST Imposition to be Reimbursed



COVID-19: Odisha govt writes to Centre with suggestions to ease burden of power sector in state



Thunderstorm accompanied with lightning & squall (speed reaching 50-60 kmph) likely at isolated places over Assam & Meghalaya and Nagaland, Manipur, Mizoram & Tripura.



Thunderstorm accompanied with lightning, hail & gusty winds (speed reaching 30-40 kmph) very likely at isolated places over Sub-Himalayan West Bengal & Sikkim, Telangana, Rayalaseema and Tamilnadu, Puducherry & Karaikal; with lightning & gusty winds (speed reaching 30-40 kmph) very likely at isolated places over Arunachal Pradesh, Odisha, Chhattisgarh, Jharkhand, Coastal Andhra Pradesh & Yanam and Kerala & Mahe.



Thunderstorm accompanied with lightning at isolated places over Jammu, Kashmir, Ladakh, Gilgit, Baltistan & Muzaffarabad, Gangetic West Bengal and South Interior Karnataka.



Heavy rainfall very likely at isolated places over north Coastal Andhra Pradesh & Yanam and Telangana.

Generating Outage Summary in MW

Region	Central Sector	State Sector	Sub Total	Previous
NR	6,522.00	21,968.00	28,490.00	27,865.00
WR	21,366.00	27,645.00	49,011.00	48,861.00
SR	7,872.00	14,615.00	22,487.00	21,947.00
ER	1,975.00	8,260.00	10,235.00	10,235.00
NER	399.00	11.00	410.00	410.00
Total	38,134.00	72,499.00	110,633.00	109,318.00

DISCLAIMER: Kreate Energy (I) Pvt. Ltd. has taken due care and caution in compilation and reporting of data as has been obtained from various sources including which it considers reliable and first hand. However, Kreate Energy (I) Pvt. Ltd. does not guarantee the accuracy, adequacy or completeness of any information and it not responsible for errors or omissions or for the results obtained from the use of such information and especially states that it has no financial liability whatsoever to the users of this report. This

research and information does not constitute recommendation or advice for trading or investment purposes and therefore Kreate Energy (I) Pvt. Ltd. will not be liable for any loss accrued as a result of a trading/investment activity that is undertaken on the basis of information contained in this report.

© Kreate Energy (I) Pvt. Ltd. | All rights reserved

Thank You..