



.Kreate

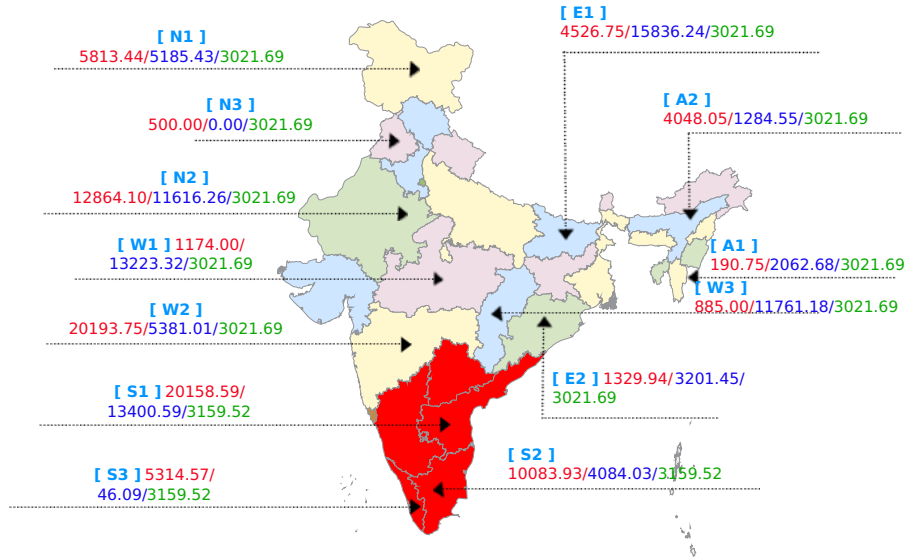
Daily power market report

Monday , February 11, 2019

Kreate Energy (I) Pvt. Ltd. | Formerly known as Mittal Processors Pvt. Ltd.
1002, 1004, 10th Floor, Antriksh Bhawan, 22 KG Marg, New Delhi - 110001 India

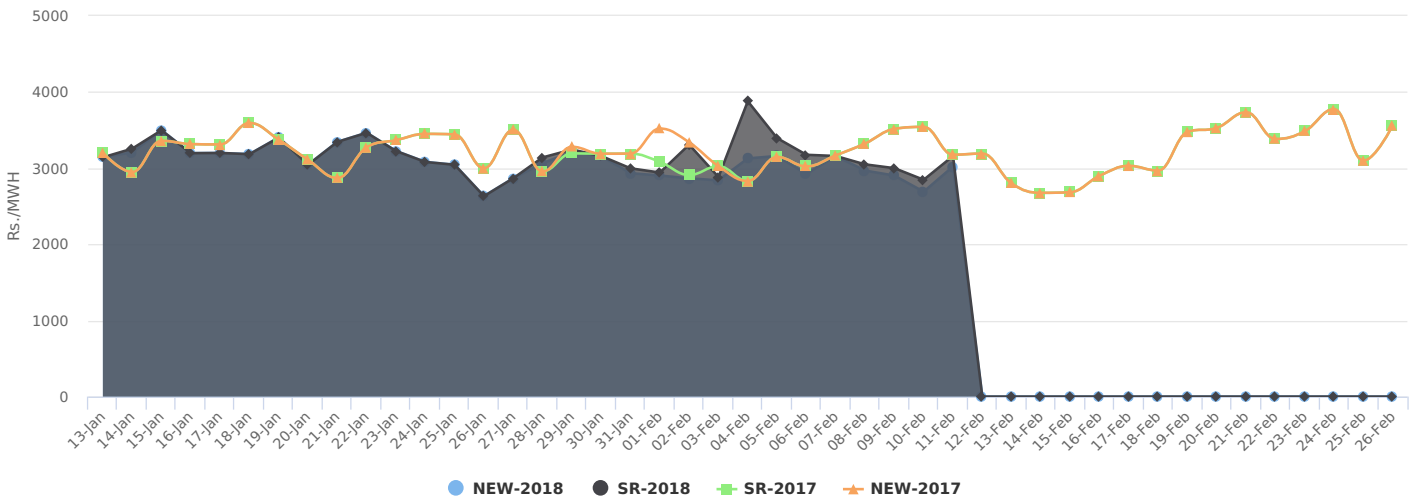
Tel/Fax: +91 11 66666999 | Email: info@kreateglobal.com | Website: www.kreateglobal.com

Average Price and Volume comparison for IEX Buy Bid (MWh)/Sell Bid (MWh)/Avg.Price (INR/MWh)

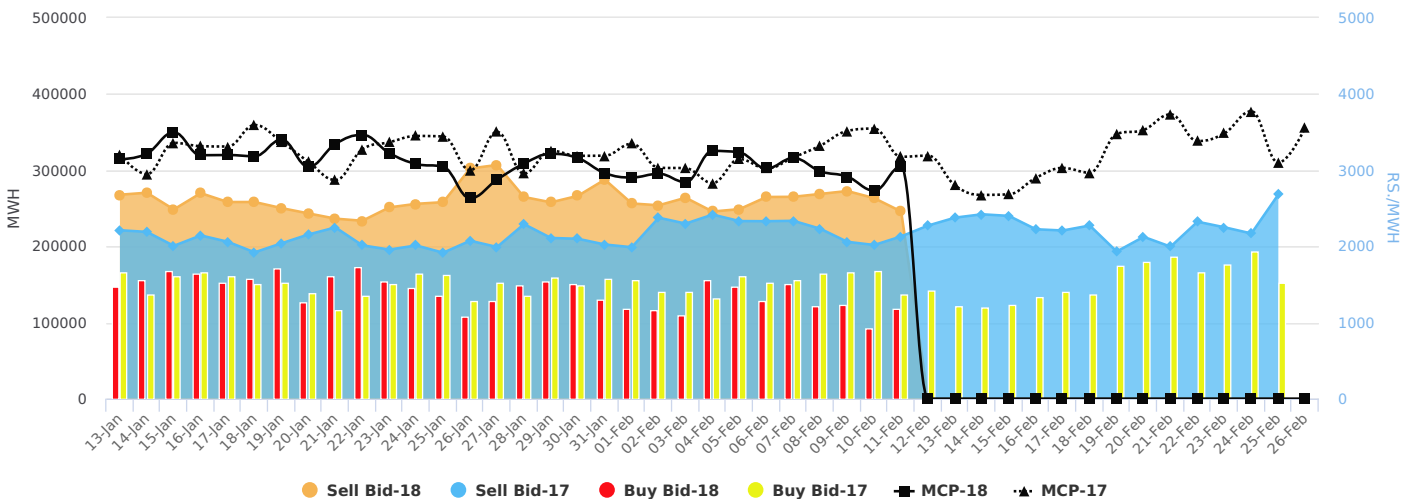


Congestion has been reported in SR import from 06:00-08:15 (25-33) blocks for 11.02.2019

45 Days Average Clearing Prices at IEX:New Grid & SR rate



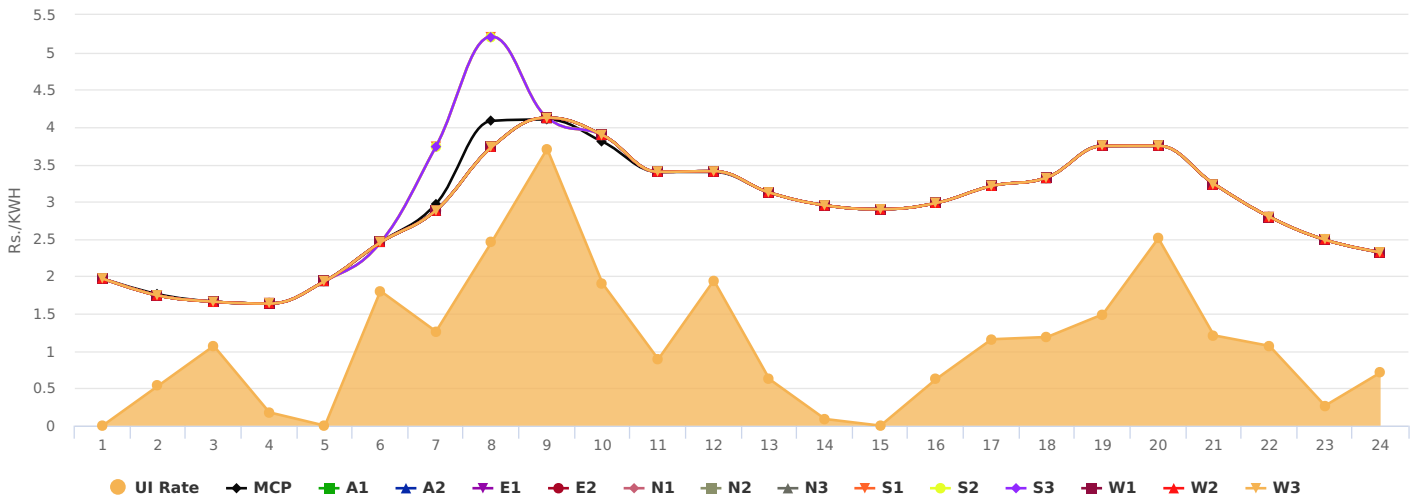
Market Snapshot of last 45 Days



Region wise top buyer and seller on Exchange

Region	11-Feb-19				10-Feb-19			
	Top Seller		Top Buyer		Top Seller		Top Buyer	
	Name	MUs	Name	MUs	Name	MUs	Name	MUs
NR	HARYANA	3.68	RAJASTHAN	4.43	DELHI	4.57	RAJASTHAN	4.34
SR	SGPLNLR	4.60	TNEB	10.08	SGPLNLR	4.20	APTRANSCO	10.39
ER	DIKCHU	5.76	BSPHCL	2.52	BSPHCL	3.35	DIKCHU	6.60
WR	MADHYA PRADESH	10.69	MAHARASHTRA	8.62	MADHYA PRADESH	7.10	GUJARAT	5.01

DSM charges comparison with daily avg price of IEX 09-Feb-19



Region wise top Over Drawing & Under Drawing States

Region	10-Feb-19				09-Feb-19			
	Under Drawal		Over Drawal		Under Drawal		Over Drawal	
	State	MUs	State	MUs	State	MUs	State	MUs
NR	J&K	-2.20	Haryana	0.70	J&K	-5.00	UP	0.70
WR	Chhattisgarh	-2.30	Maharashtra	3.00	MP	-1.50	Goa	0.90
SR	Tamil Nadu	-0.70	Kerala	0.50	Tamil Nadu	-1.90	Andhra Pradesh	1.50
ER	Jharkhand	-1.20	West Bengal	0.90	Bihar	-3.20	DVC	1.90
NER	Arunachal Pradesh	-0.50	Assam	0.40	Meghalaya	-0.30	Assam	1.70

Congestion Report

Corridor	Max.ATC[MW]		Max[MW]		Energy[MUs]	
	Import	Export	Import	Export	Import	Export
NR to ER (Import) & ER to NR (Export)	1800.00	4950.00	68.00	3666.00	0.60	59.60
WR-ER (Import) & ER-WR (Export)	No Limits Specified	No Limits Specified	1657.00	1088.00	20.40	7.50
SR to ER (Import) & ER to SR (Export)	No Limits Specified	4700.00	370.00	5305.00	1.70	93.90
NER to ER (Import) & ER to NER (Export)	1305.00	1955.00	883.00	0.00	14.60	0.00
NR to WR (Import) & WR to NR (Export)	2000.00	10800.00	2587.00	8761.00	34.50	146.80
SR to WR (Import) & WR to SR (Export)	No Limits Specified	4700.00	632.00	5504.00	8.10	91.30

Latest power Sector & Weather News



Thermal power projects with investments worth over Rs 2.5 lakh crore facing stress



No weather warning



Himachal to cut power tariff for irrigation: CM



Lights out in Lucknow: Cable, transformer repair hits power supply



CoalMin expresses concern over delay in commissioning of CIL washeries

Generating Outage Summary in MW

Region	Central Sector	State Sector	Sub Total	Previous
NR	4,366.00	10,445.00	14,811.00	14,792.00
WR	15,546.00	16,109.00	31,655.00	30,832.00
SR	5,962.00	7,920.00	13,882.00	14,632.00
ER	870.00	3,355.00	4,225.00	4,615.00
NER	993.00	50.00	1,043.00	683.00
Total	27,737.00	37,879.00	65,616.00	65,554.00

DISCLAIMER: Kreate Energy (I) Pvt. Ltd. has taken due care and caution in compilation and reporting of data as has been obtained from various sources including which it considers reliable and first hand. However, Kreate Energy (I) Pvt. Ltd. does not guarantee the accuracy, adequacy or completeness of any information and it not responsible for errors or omissions or for the results obtained from the use of such information and especially states that it has no financial liability whatsoever to the users of this report. This research and information does not constitute recommendation or advice for trading or investment purposes and therefore Kreate Energy (I) Pvt. Ltd. will not be liable for any loss accrued as a result of a trading/investment activity that is undertaken on the basis of information contained in this report.