



.Kreate

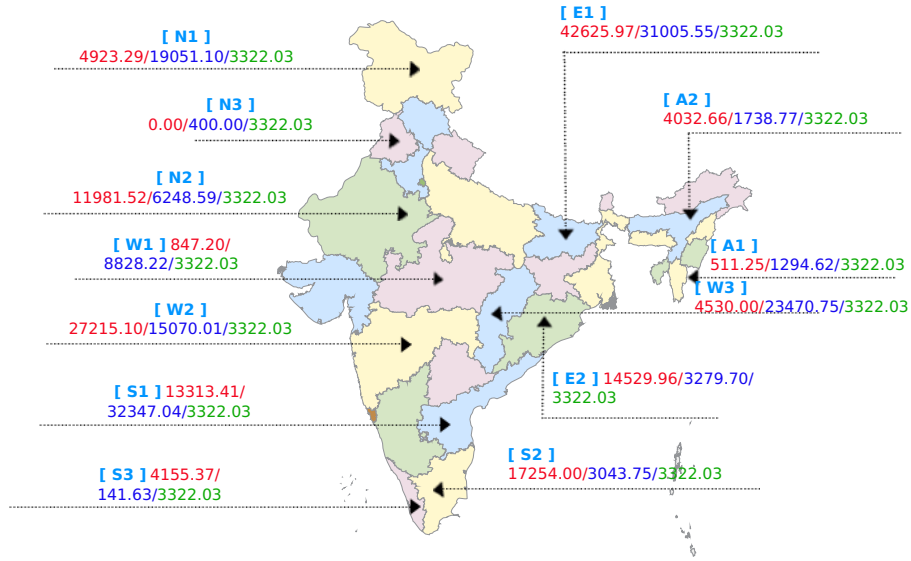
Daily power market report

Wednesday , June 12, 2019

Kreate Energy (I) Pvt. Ltd. | Formerly known as Mittal Processors Pvt. Ltd.
1002, 1004, 10th Floor, Antriksh Bhawan, 22 KG Marg, New Delhi - 110001 India

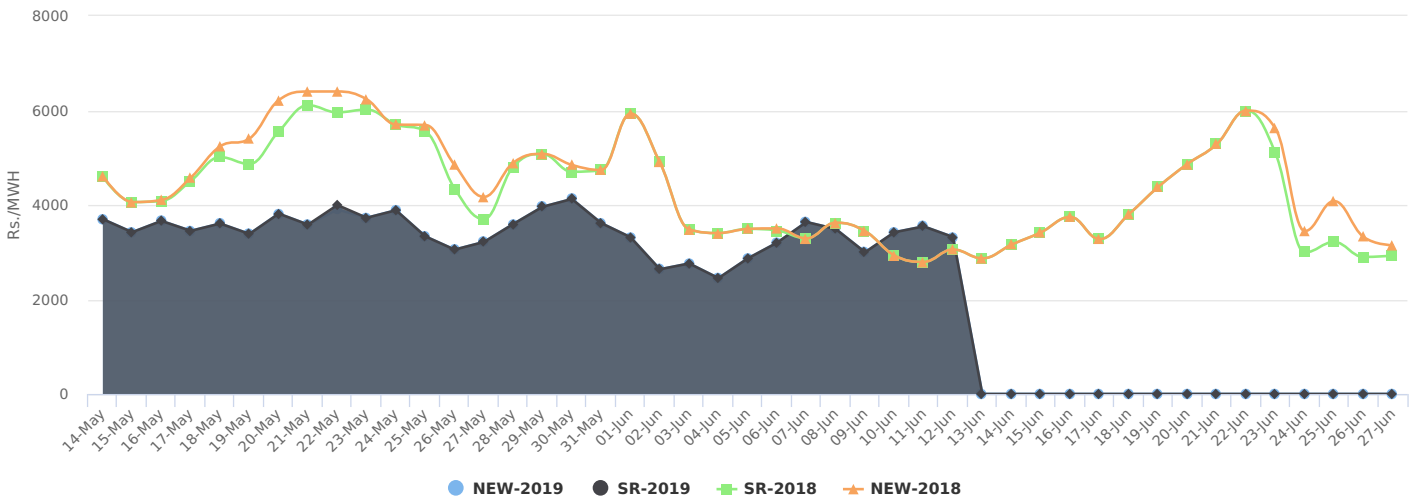
Tel/Fax: +91 11 66666999 | Email: info@kreateglobal.com | Website: www.kreateglobal.com

Average Price and Volume comparison for IEX Buy Bid (MWh)/Sell Bid (MWh)/Avg.Price (INR/MWh)

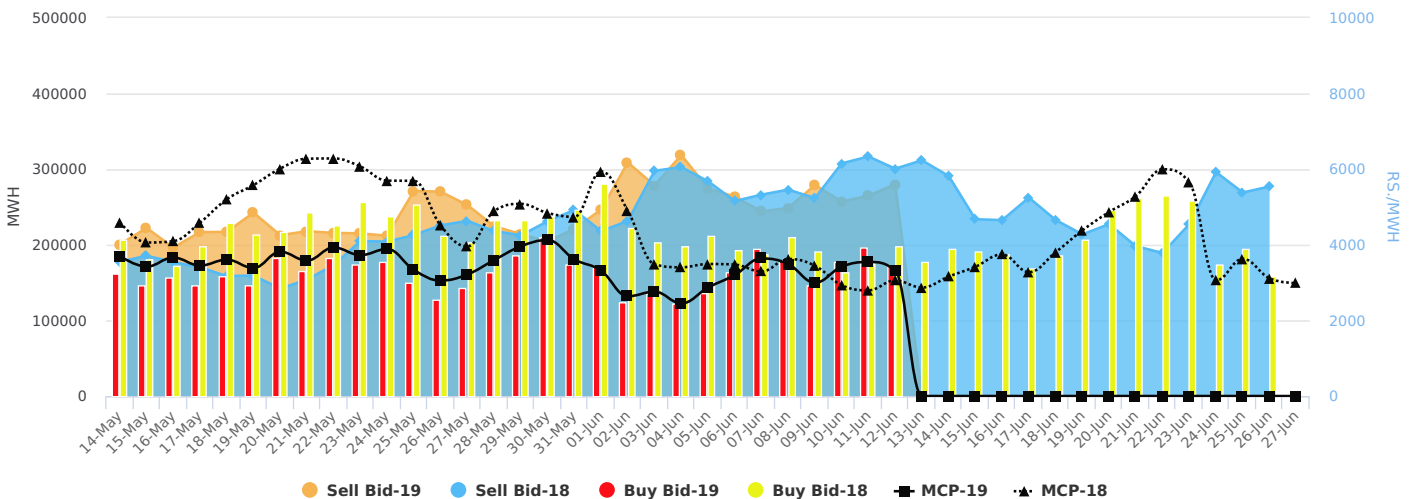


No Congestion has been reported for 12.06.2019

45 Days Average Clearing Prices at IEX:New Grid & SR rate



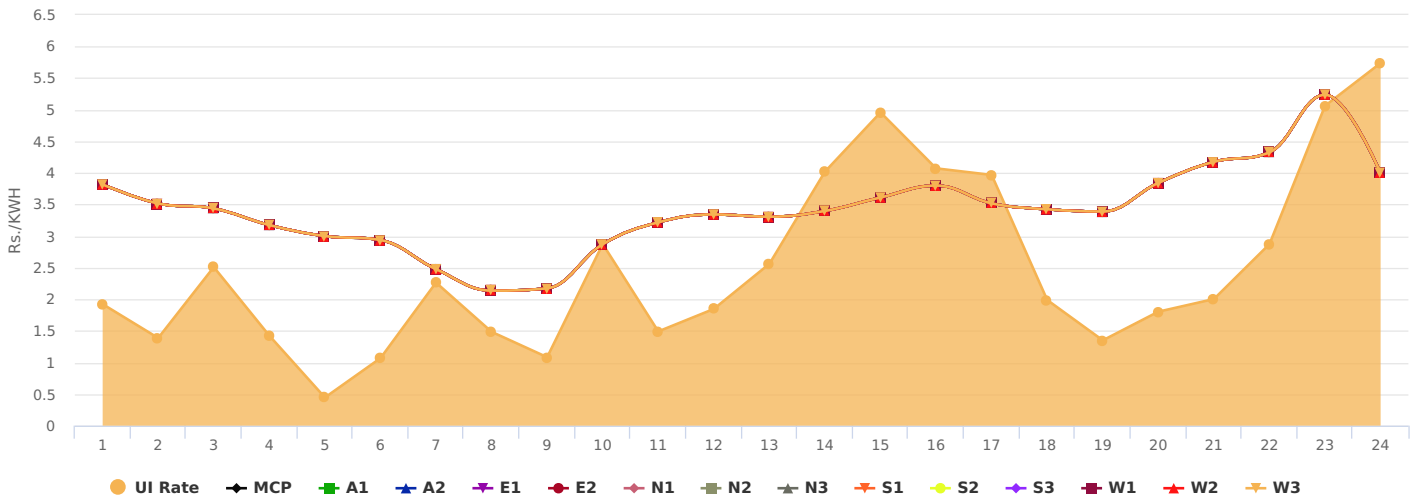
Market Snapshot of last 45 Days



Region wise top buyer and seller on Exchange

Region	12-Jun-19				11-Jun-19			
	Top Seller		Top Buyer		Top Seller		Top Buyer	
	Name	MUs	Name	MUs	Name	MUs	Name	MUs
NR	HP	11.42	RAJASTHAN	5.76	HP	10.96	DELHI	11.24
SR	SEIL_PROJECT2	19.43	TNEB	17.25	SEIL_PROJECT2	21.10	TNEB	15.92
ER	TUL	24.61	WBSEDCL	17.75	TUL	24.61	WBSEDCL	27.13
WR	MAHARASHTRA	9.33	MAHARASHTRA	15.68	MAHARASHTRA	10.03	MAHARASHTRA	15.52

DSM charges comparison with daily avg price of IEX 10-Jun-19



Region wise top Over Drawing & Under Drawing States

Region	11-Jun-19				10-Jun-19			
	Under Drawal		Over Drawal		Under Drawal		Over Drawal	
	State	MUs	State	MUs	State	MUs	State	MUs
NR	J&K	-4.00	UP	1.90	Punjab	-1.40	UP	2.40
WR	Maharashtra	-2.20	Gujarat	3.40	Maharashtra	-3.10	Gujarat	4.80
SR	Karnataka	-3.20	Kerala	1.30	Andhra Pradesh	-1.70	Tamil Nadu	1.30
ER	Bihar	-0.70	Odisha	4.40	Bihar	-0.90	Odisha	3.20
NER	Nagaland	-0.30	Assam	0.90	Meghalaya	-0.20	Assam	1.10

Congestion Report

Corridor	Max.ATC[MW]		Max[MW]		Energy[MUs]	
	Import	Export	Import	Export	Import	Export
NR to ER (import) & ER to NR (Export)	1800.00	4950.00	423.00	5009.00	3.20	90.20
WR-ER (Import) & ER-WR (Export)	No Limits Specified	No Limits Specified	4305.00	55.00	75.70	0.20
SR to ER (Import) & ER to SR (Export)	No Limits Specified	4700.00	1215.00	4811.00	6.30	63.30
NER to ER (Import) & ER to NER (Export)	2785.00	1195.00	174.00	797.00	0.00	11.90
NR to WR (Import) & WR to NR (Export)	2000.00	12750.00	2445.00	9852.00	50.10	215.60
SR to WR (Import) & WR to SR (Export))	No Limits Specified	5050.00	3864.00	5772.00	18.20	27.80

Latest power Sector & Weather News



After April's lull, India auctions 1.7 GW of solar capacity in May 2019



Centre advises Andhra Pradesh government against revisiting solar, wind PPAs



Jammu and Kashmir power department launches crackdown on illegal connection holders, books 825 people



BHEL bags Rs 530 crore orders for setting up solar PV power plants



Heavy to very heavy rainfall at isolated places very likely over Konkan & Goa; heavy rain at isolated places very likely over Tamilnadu, Gujarat, Sub-Himalayan West Bengal & Sikkim, Nagaland, Manipur, Mizoram & Tripura, Jammu & Kashmir, Coastal Karnataka and Kerala & Mahe.

Generating Outage Summary in MW

Region	Central Sector	State Sector	Sub Total	Previous
NR	2,994.00	5,695.00	8,689.00	9,399.00
WR	15,130.00	11,734.00	26,864.00	25,684.00
SR	7,982.00	5,790.00	13,772.00	12,722.00
ER	1,950.00	3,090.00	5,040.00	4,440.00
NER	248.00	50.00	298.00	355.00
Total	28,304.00	26,359.00	54,663.00	52,600.00

DISCLAIMER: Kreate Energy (I) Pvt. Ltd. has taken due care and caution in compilation and reporting of data as has been obtained from various sources including which it considers reliable and first hand. However, Kreate Energy (I) Pvt. Ltd. does not guarantee the accuracy, adequacy or completeness of any information and it not responsible for errors or omissions or for the results obtained from the use of such information and especially states that it has no financial liability whatsoever to the users of this report. This research and information does not constitute recommendation or advice for trading or investment purposes and therefore Kreate Energy (I) Pvt. Ltd. will not be liable for any loss accrued as a result of a trading/investment activity that is undertaken on the basis of information contained in this report.