



.Kreate

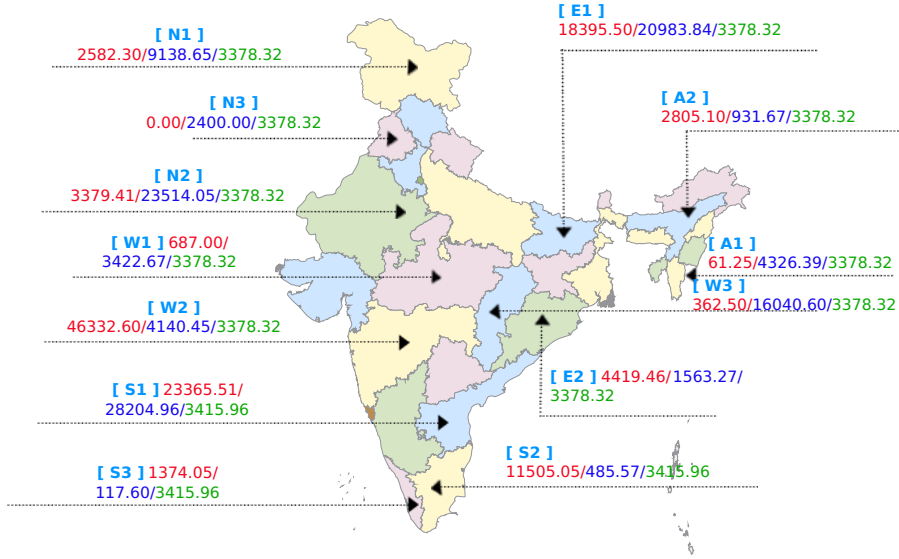
Daily power market report

Tuesday , November 13, 2018

Kreate Energy (I) Pvt. Ltd. | Formerly known as Mittal Processors Pvt. Ltd.
1002, 1004, 10th Floor, Antriksh Bhawan, 22 KG Marg, New Delhi - 110001 India

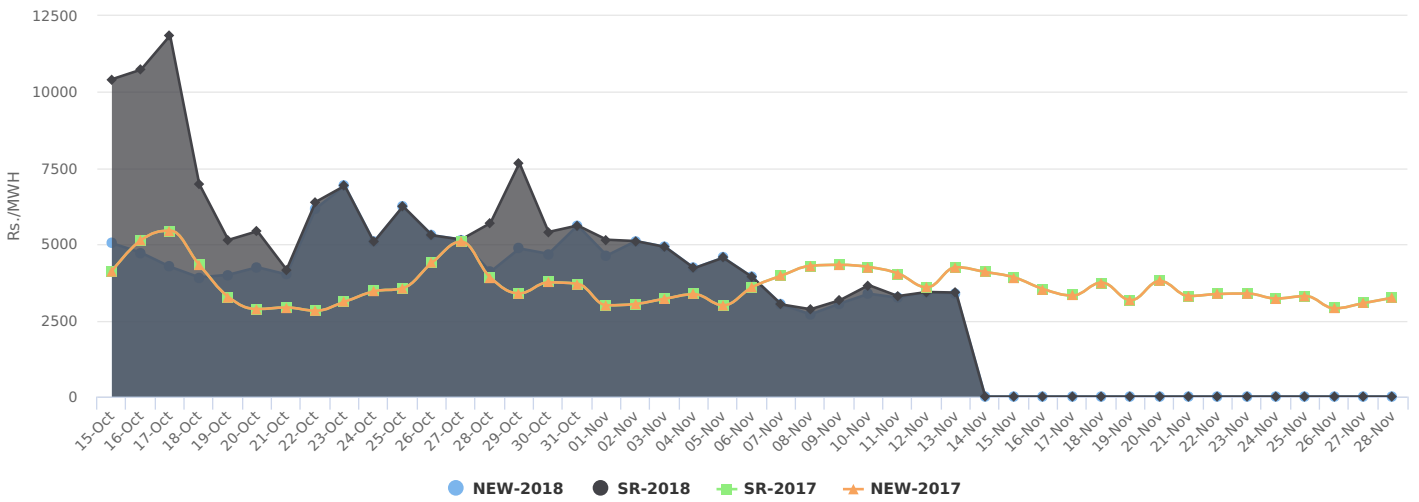
Tel/Fax: +91 11 66666999 | Email: info@kreateglobal.com | Website: www.kreateglobal.com

Average Price and Volume comparison for IEX Buy Bid (MWh)/Sell Bid (MWh)/Avg.Price (INR/MWh)

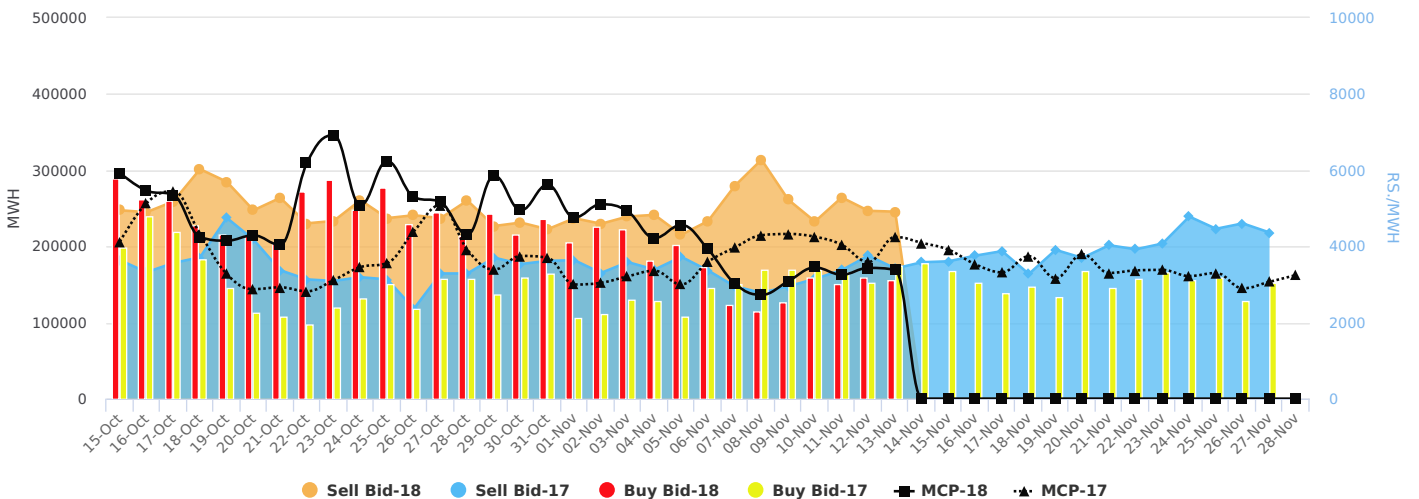


No Congestion has been reported

45 Days Average Clearing Prices at IEX:New Grid & SR rate



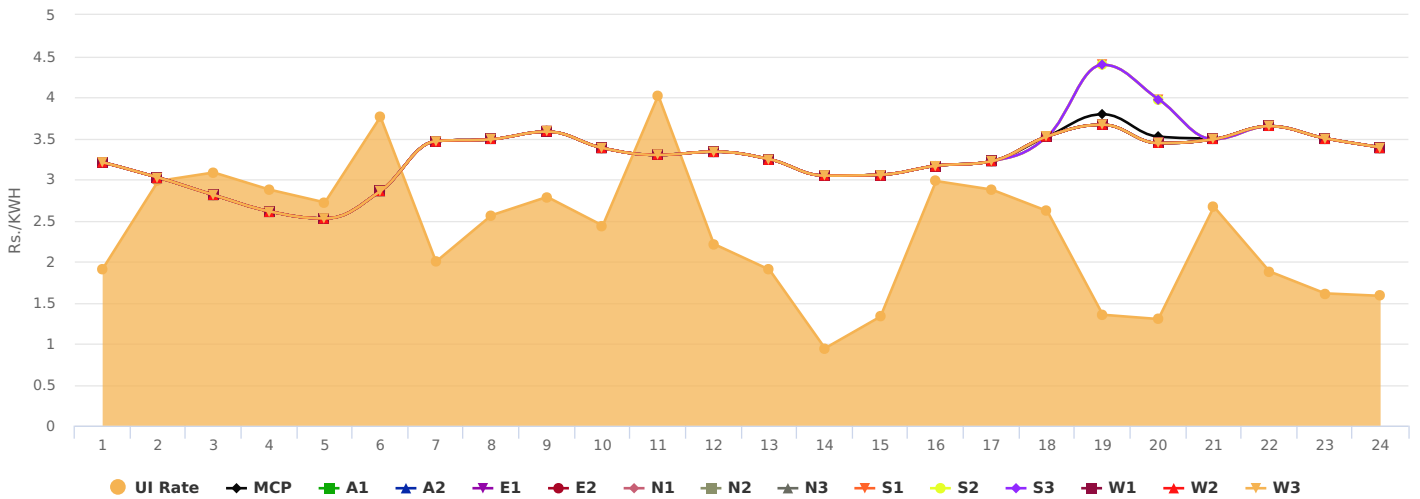
Market Snapshot of last 45 Days



Region wise top buyer and seller on Exchange

Region	13-Nov-18				12-Nov-18			
	Top Seller		Top Buyer		Top Seller		Top Buyer	
	Name	MUs	Name	MUs	Name	MUs	Name	MUs
NR	DELHI	14.22	UTTARAKHAND	0.81	DELHI	12.35	HIMACHAL PRADESH	4.59
SR	SGPLNLR	18.52	TSTRANSCO	16.21	SGPLNLR	14.60	TSTRANSCO	13.40
ER	ODISHA	3.67	TUL	7.61	TUL	7.93	ODISHA	10.48
WR	JINDAL POWERI	4.00	GUJARAT	21.80	JINDAL POWERI	4.00	MAHARASHTRA	24.72

DSM charges comparison with daily avg price of IEX 11-Nov-18



Region wise top Over Drawing & Under Drawing States

Region	12-Nov-18				11-Nov-18			
	Under Drawal		Over Drawal		Under Drawal		Over Drawal	
	State	MUs	State	MUs	State	MUs	State	MUs
NR	Punjab	-1.60	Rajasthan	2.60	J&K	-1.80	Rajasthan	1.50
WR	Maharashtra	-1.20	Gujarat	3.80	Maharashtra	-4.60	Gujarat	5.70
SR	Pondy	-0.40	Tamil Nadu	3.10	Pondy	-0.30	Tamil Nadu	1.60
ER	Bihar	-1.90	West Bengal	1.10	Jharkhand	-1.30	Odisha	2.70
NER	Meghalaya	-0.20	Assam	2.20	Tripura	-0.10	Assam	1.30

Congestion Report

Corridor	Max.ATC[MW]		Max[MW]		Energy[MUs]	
	Import	Export	Import	Export	Import	Export
NR to ER (Import) & ER to NR (Export)	1800.00	4950.00	1017.00	3236.00	5.70	52.90
WR-ER (Import) & ER-WR (Export)	No Limits Specified	No Limits Specified	1974.00	514.00	37.30	0.90
SR to ER (Import) & ER to SR (Export)	No Limits Specified	4100.00	1.00	5103.00	0.00	100.80
NER to ER (Import) & ER to NER (Export)	1805.00	1595.00	0.00	916.00	0.00	14.20
NR to WR (Import) & WR to NR (Export)	2000.00	10800.00	3163.00	5397.00	56.40	123.30
SR to WR (Import) & WR to SR (Export)	No Limits Specified	4650.00	1100.00	4787.00	10.20	74.80

Latest power Sector & Weather News



Eklahare thermal power plant counts cost of coal transport



Power demand will continue to be strong going forward: Satyanarayan Goel, IEX



BHEL commissions 120 MW Pulichintala hydro power project in Telangana



Unhappy Piyush Goyal asks Coal India to improve performance



Heavy rain/snow very likely at isolated places over Jammu and Kashmir.



Sea conditions very likely to become very high over southwest & adjoining Westcentral & Southeast Bay of Bengal.



Gale wind speed reaching 90-100 kmph gusting to 110 kmph over southwest & adjoining west central and southeast Bay of Bengal.

Generating Outage Summary in MW

Region	Central Sector	State Sector	Sub Total	Previous
NR	4,252.00	11,000.00	15,252.00	16,221.00
WR	12,877.00	15,999.00	28,876.00	30,365.00
SR	6,822.00	8,270.00	15,092.00	16,592.00
ER	1,395.00	6,005.00	7,400.00	7,715.00
NER	46.00	50.00	96.00	131.00
Total	25,392.00	41,324.00	66,716.00	71,024.00

DISCLAIMER: Kreate Energy (I) Pvt. Ltd. has taken due care and caution in compilation and reporting of data as has been obtained from various sources including which it considers reliable and first hand. However, Kreate Energy (I) Pvt. Ltd. does not guarantee the accuracy, adequacy or completeness of any information and it not responsible for errors or omissions or for the results obtained from the use of such information and especially states that it has no financial liability whatsoever to the users of this report. This research and information does not constitute recommendation or advice for trading or investment purposes and therefore Kreate Energy (I) Pvt. Ltd. will not be liable for any loss accrued as a result of a trading/investment activity that is undertaken on the basis of information contained in this report.