

The background of the entire page is a photograph of a high-voltage power transmission tower. The tower is a complex lattice structure of dark metal, silhouetted against a sky that transitions from a deep blue at the top to a soft pink and purple at the bottom, suggesting a sunset or sunrise. The tower's structure is the dominant visual element, with multiple cross-arms and insulators visible. The overall mood is industrial yet serene.

.Kreate

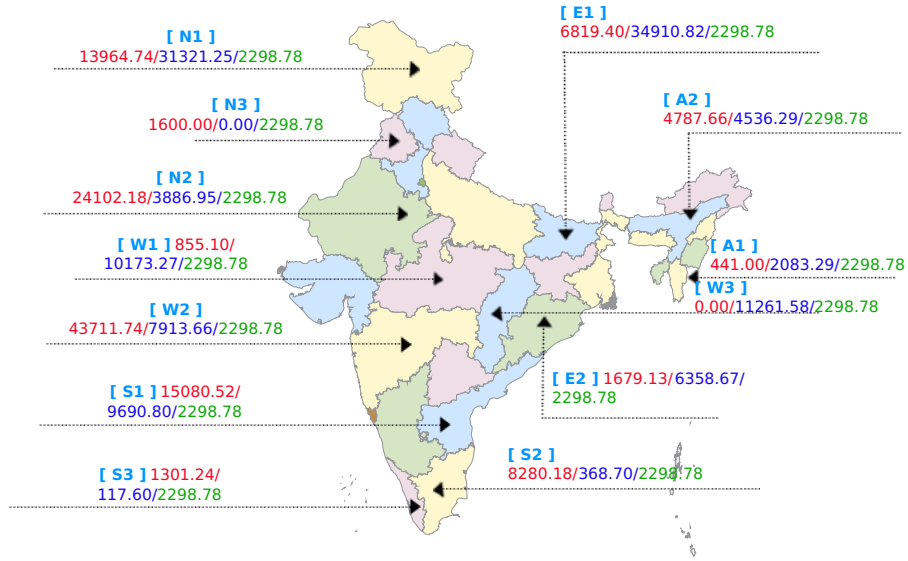
Daily power market report

Friday , August 14, 2020

Kreate Energy (I) Pvt. Ltd. | Formerly known as Mittal Processors Pvt. Ltd.
1002, 1004, 10th Floor, Antriksh Bhawan, 22 KG Marg, New Delhi - 110001 India

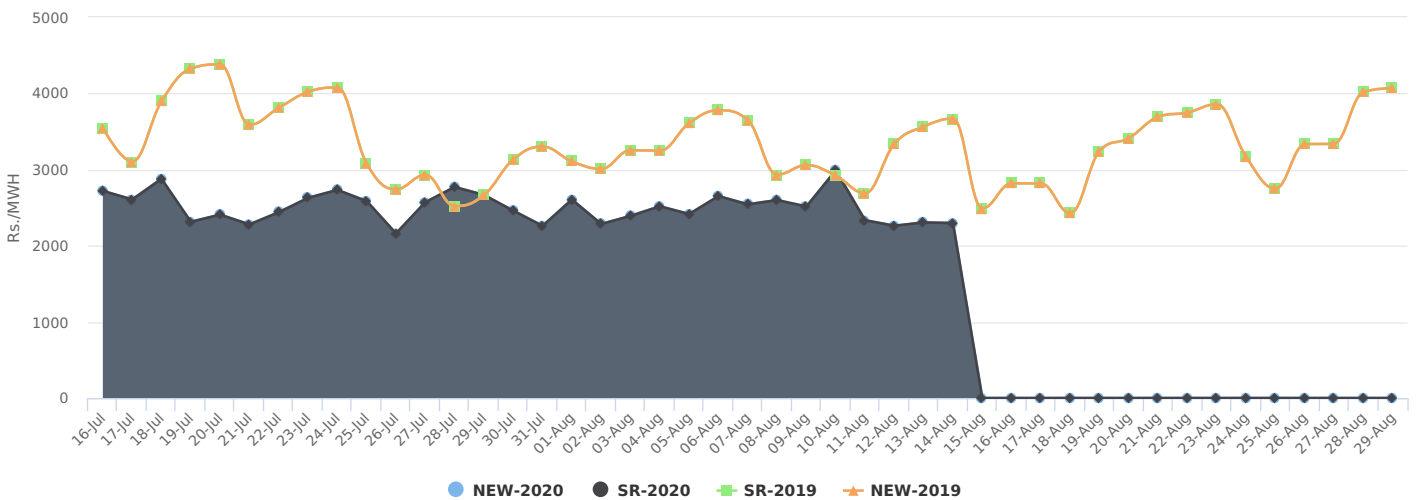
Tel/Fax: +91 11 66666999 | Email: info@kreateglobal.com | Website: www.kreateglobal.com

Average Price and Volume comparison for IEX Buy Bid (MWh)/Sell Bid (MWh)/Avg.Price (INR/MWh)

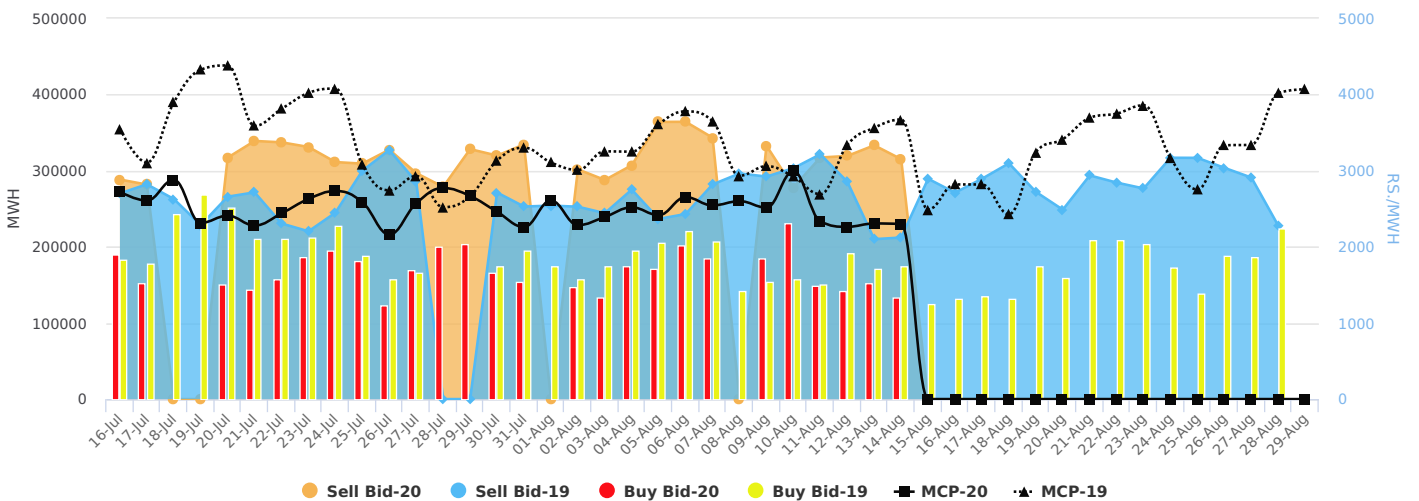


No Congestion has been reported by NLDC for DD 14.08.2020

45 Days Average Clearing Prices at IEX:New Grid & SR rate



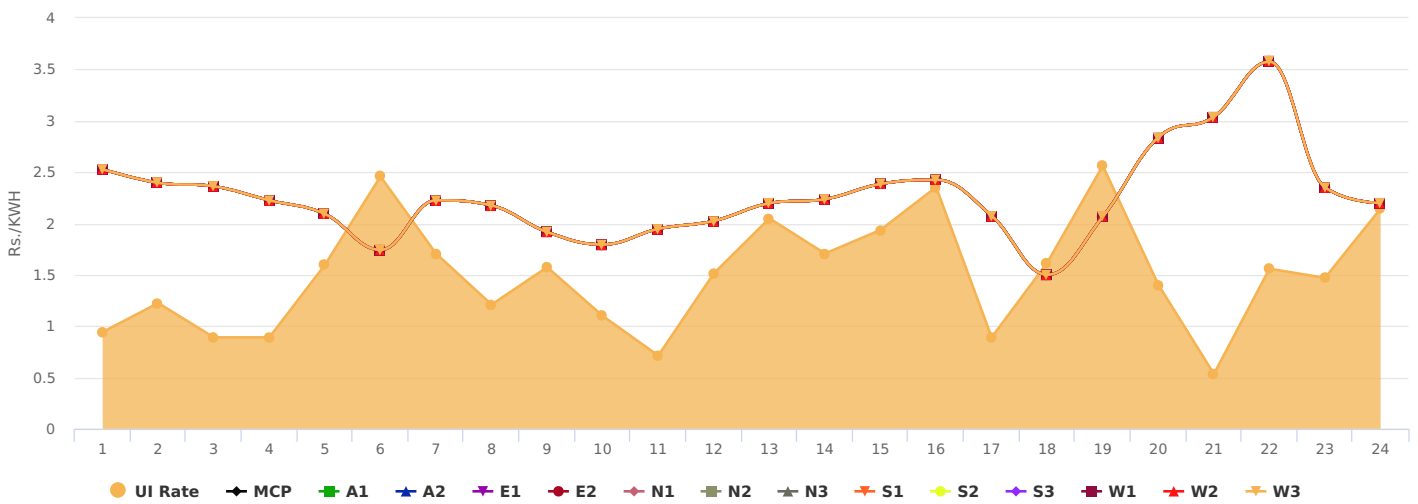
Market Snapshot of last 45 Days



Region wise top buyer and seller on Exchange

Region	14-Aug-20				13-Aug-20			
	Top Seller		Top Buyer		Top Seller		Top Buyer	
	Name	MUs	Name	MUs	Name	MUs	Name	MUs
NR	PUNJAB	20.00	HARYANA	12.00	PUNJAB	25.00	HARYANA	15.00

DSM charges comparison with daily avg price of IEX 12-Aug-20



Region wise top Over Drawing & Under Drawing States

Region	13-Aug-20				12-Aug-20			
	Under Drawal		Over Drawal		Under Drawal		Over Drawal	
	State	MUs	State	MUs	State	MUs	State	MUs
NR	Rajasthan	-2.80	Haryana	0.60	Rajasthan	-3.10	Haryana	2.20
WR	Maharashtra	-5.30	Chhattisgarh	1.50	Gujarat	-5.80	AMNSIL	0.30
SR	Telangana	-2.60	Andhra Pradesh	0.70	Karnataka	-1.80	Telangana	1.00
ER	Jharkhand	-1.90	West Bengal	2.30	Jharkhand	-2.60	West Bengal	2.20
NER	Nagaland	-0.50	Tripura	0.50	Nagaland	-0.60	Assam	1.20

Congestion Report

Corridor	Max.ATC[MW]		Max[MW]		Energy[MUs]	
	Import	Export	Import	Export	Import	Export
NR to ER (import) & ER to NR (Export)	No Limits Specified	No Limits Specified	715.00	4575.00	9.60	85.40
WR-ER (Import) & ER-WR (Export)	No Limits Specified	No Limits Specified	4346.00	181.00	67.90	1.00
SR to ER (Import) & ER to SR (Export)	No Limits Specified	No Limits Specified	409.00	5175.00	1.60	79.90
NER to ER (Import) & ER to NER (Export)	No Limits Specified	No Limits Specified	0.00	1348.00	0.00	18.10
NR to WR (Import) & WR to NR (Export)	No Limits Specified	No Limits Specified	2182.00	12899.00	40.70	233.50
SR to WR (Import) & WR to SR (Export)	No Limits Specified	No Limits Specified	1419.00	5369.00	13.00	49.70

Latest power Sector & Weather News



BESCOM Issues Amendments to its 30 MW Tender for Residential Rooftop Solar



Renewable Projects Under Development During Lockdown Get Five-Month Extension



Winners of Gujarat's 700 MW Solar Auction: Vena Energy, Tata, ReNew, O2 Power, SJVN



India Installs Just 205 MW of Solar Capacity in Q2 2020



Thunderstorm accompanied with lightning, hail & gusty winds (speed reaching 30-40 kmph) at isolated places very likely over Himachal Pradesh and Uttarakhand; with lightning & squall (speed reaching 50-60 kmph) at isolated places over Haryana, Chandigarh & Delhi and Uttar Pradesh; with lightning & gusty winds (speed reaching 40-50 kmph) at isolated places over Rajasthan, Odisha and Bihar; with lightning & gusty winds (speed reaching 30-40 kmph) at isolated places over Jammu & Kashmir, Ladakh, Gilgit-Baltistan & Muzaffarabad, Punjab, East Madhya Pradesh, Vidarbha, Chhattisgarh, Gangetic West Bengal, Assam & Meghalaya, Nagaland, Manipur, Mizoram & Tripura and Coastal Andhra Pradesh & Yanam; with lightning at isolated places over West Madhya Pradesh, Jharkhand, Arunachal Pradesh and Tamilnadu, Puducherry & Karaikal.

Generating Outage Summary in MW

Region	Central Sector	State Sector	Sub Total	Previous
NR	5,561.00	11,689.00	17,250.00	15,138.00
WR	16,382.00	25,416.00	41,798.00	41,136.00
SR	12,712.00	14,168.00	26,880.00	27,130.00
ER	4,265.00	4,292.00	8,557.00	7,847.00
NER	610.00	47.00	657.00	657.00
Total	39,530.00	55,612.00	95,142.00	91,908.00

DISCLAIMER: Kreate Energy (I) Pvt. Ltd. has taken due care and caution in compilation and reporting of data as has been obtained from various sources including which it considers reliable and first hand. However, Kreate Energy (I) Pvt. Ltd. does not guarantee the accuracy, adequacy or completeness of any information and it not responsible for errors or omissions or for the results obtained from the use of such information and especially states that it has no financial liability whatsoever to the users of this report. This research and information does not constitute recommendation or advice for trading or investment purposes and therefore Kreate Energy (I) Pvt. Ltd. will not be liable for any loss accrued as a result of a trading/investment activity that is undertaken on the basis of information contained in this report.