

The background of the cover is a photograph of a high-voltage power transmission tower. The tower is a complex lattice structure of dark metal, silhouetted against a sky that transitions from a deep blue at the top to a soft pink and purple at the bottom, suggesting a sunset or sunrise. Several power lines are visible, extending from the tower towards the left side of the frame.

.Kreate

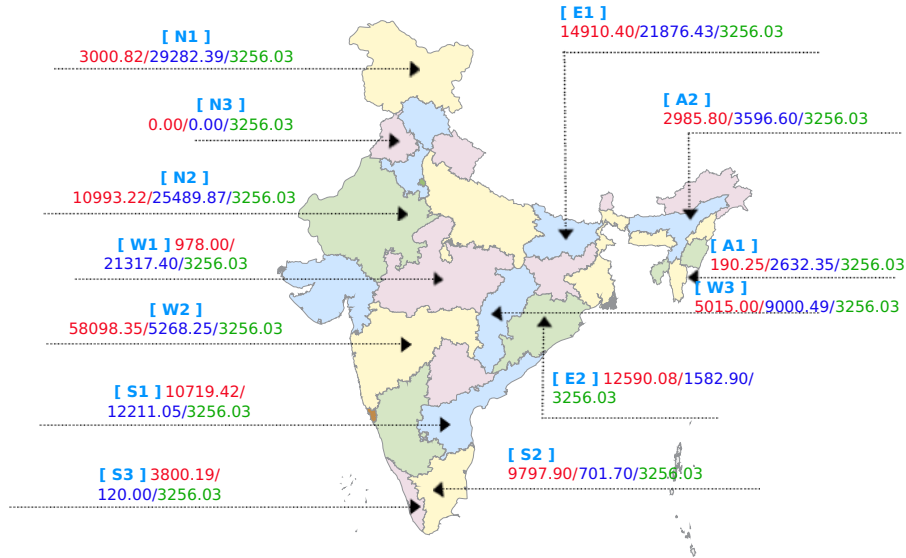
Daily power market report

Monday , April 15, 2019

Kreate Energy (I) Pvt. Ltd. | Formerly known as Mittal Processors Pvt. Ltd.
1002, 1004, 10th Floor, Antriksh Bhawan, 22 KG Marg, New Delhi - 110001 India

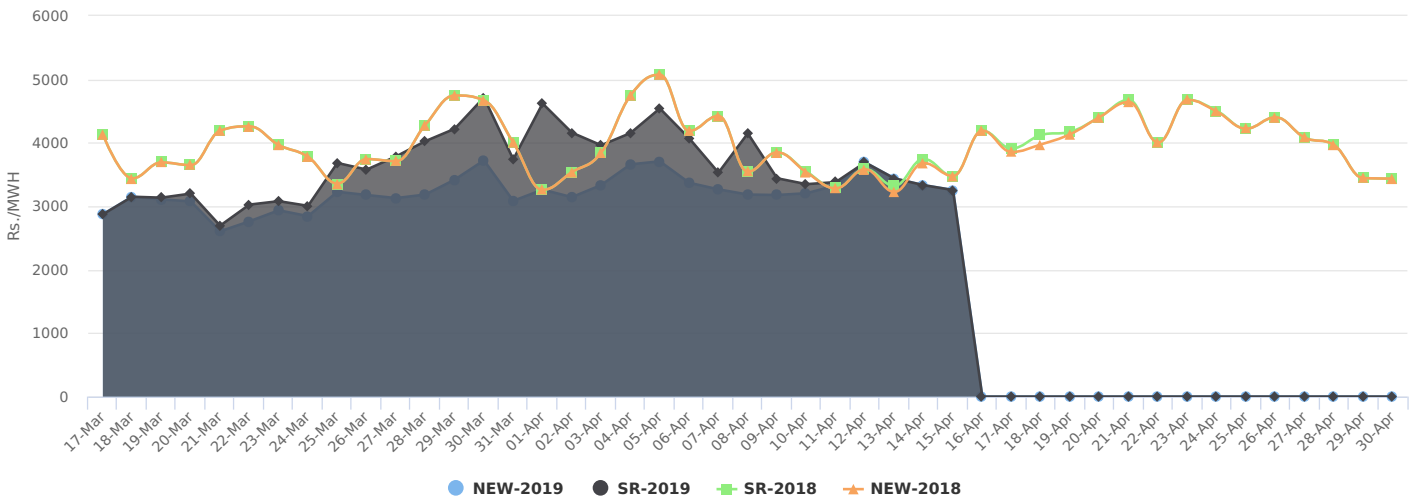
Tel/Fax: +91 11 66666999 | Email: info@kreateglobal.com | Website: www.kreateglobal.com

Average Price and Volume comparison for IEX Buy Bid (MWh)/Sell Bid (MWh)/Avg.Price (INR/MWh)

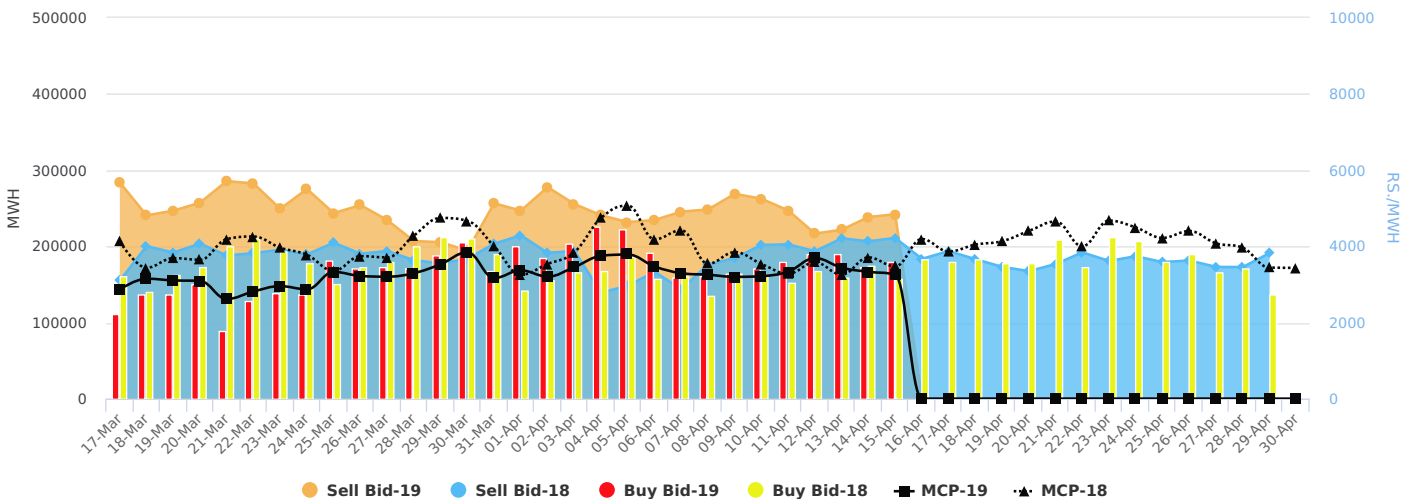


No Congestion has been reported for 15.04.2019

45 Days Average Clearing Prices at IEX:New Grid & SR rate



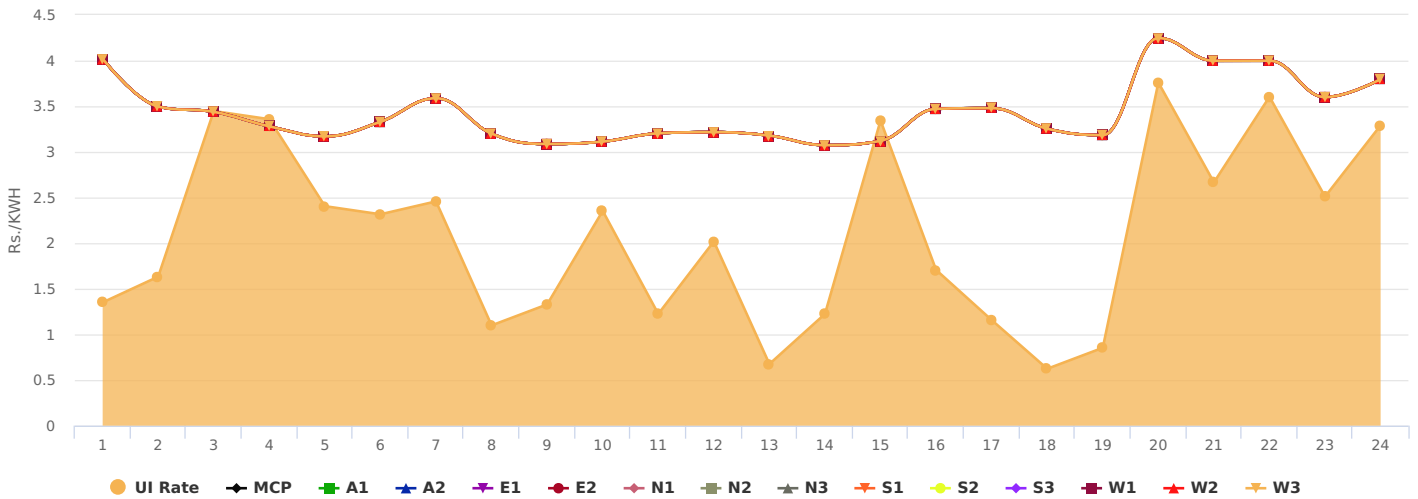
Market Snapshot of last 45 Days



Region wise top buyer and seller on Exchange

Region	15-Apr-19				14-Apr-19			
	Top Seller		Top Buyer		Top Seller		Top Buyer	
	Name	MUs	Name	MUs	Name	MUs	Name	MUs
NR	HARYANA	13.37	DELHI	5.36	HP	12.12	DELHI	5.24
SR	TSTRANSCO	8.38	TNEB	9.80	TSTRANSCO	13.98	TNEB	8.83
ER	THEP	12.33	ODISHA	7.97	ODISHA	7.97	THEP	12.33
WR	MADHYA PRADESH	19.28	GUJARAT	30.57	MADHYA PRADESH	13.19	GUJARAT	38.24

DSM charges comparison with daily avg price of IEX 13-Apr-19



Region wise top Over Drawing & Under Drawing States

Region	14-Apr-19				13-Apr-19			
	Under Drawal		Over Drawal		Under Drawal		Over Drawal	
	State	MUs	State	MUs	State	MUs	State	MUs
NR	Haryana	-1.10	Uttarakhand	0.20	Rajasthan	-1.20	J&K	1.60
WR	Chhattisgarh	-3.60	Gujarat	3.40	Chhattisgarh	-4.40	Gujarat	3.30
SR	Tamil Nadu	-0.90	Kerala	1.30	Karnataka	-0.30	Kerala	1.10
ER	Sikkim	-0.40	West Bengal	3.60	Jharkhand	-1.00	Odisha	2.80
NER	Arunachal Pradesh	-0.40	Assam	1.10	Arunachal Pradesh	-0.20	Assam	1.10

Congestion Report

Corridor	Max.ATC[MW]		Max[MW]		Energy[MUs]	
	Import	Export	Import	Export	Import	Export
NR to ER (Import) & ER to NR (Export)	1800.00	4950.00	168.00	3798.00	0.60	53.00
WR-ER (Import) & ER-WR (Export)	No Limits Specified	No Limits Specified	3038.00	476.00	44.30	1.80
SR to ER (Import) & ER to SR (Export)	No Limits Specified	4700.00	679.00	5652.00	0.00	96.80
NER to ER (Import) & ER to NER (Export)	2265.00	1295.00	921.00	42.00	13.30	0.00
NR to WR (Import) & WR to NR (Export)	2000.00	12750.00	2680.00	8765.00	43.70	160.30
SR to WR (Import) & WR to SR (Export)	No Limits Specified	4550.00	564.00	5445.00	5.20	92.20

Latest power Sector & Weather News



One Reason for Lower Power Demand – UJALA Which Has Cut Down Peak Power Demand by 9 GW



Mumbai housing complex goes green, to cut power bill by 70%



Sekura, CLP eye Kalpataru's power transmission assets



Gas-based plants may get to sell power in spot market



Thundersquall (wind speed reaching 60-70 kmph) accompanied with lightning at isolated places very likely over Sub-Himalayan West Bengal & Sikkim, Assam & Meghalaya and Nagaland, Manipur, Meghalaya & Tripura.



Thunderstorm accompanied with hail, gusty wind (wind speed reaching 40-50 kmph) and lightning at isolated places very likely over Madhya Maharashtra, Marathwada and Vidarbha.

Generating Outage Summary in MW

Region	Central Sector	State Sector	Sub Total	Previous
NR	5,700.00	10,980.00	16,680.00	16,430.00
WR	11,569.00	11,393.00	22,962.00	24,609.00
SR	6,252.00	4,820.00	11,072.00	11,292.00
ER	1,850.00	2,895.00	4,745.00	3,745.00
NER	486.00	50.00	536.00	511.00
Total	25,857.00	30,138.00	55,995.00	56,587.00

DISCLAIMER: Kreate Energy (I) Pvt. Ltd. has taken due care and caution in compilation and reporting of data as has been obtained from various sources including which it considers reliable and first hand. However, Kreate Energy (I) Pvt. Ltd. does not guarantee the accuracy, adequacy or completeness of any information and it not responsible for errors or omissions or for the results obtained from the use of such information and especially states that it has no financial liability whatsoever to the users of this report. This research and information does not constitute recommendation or advice for trading or investment purposes and therefore Kreate Energy (I) Pvt. Ltd. will not be liable for any loss accrued as a result of a trading/investment activity that is undertaken on the basis of information contained in this report.