



.Kreate

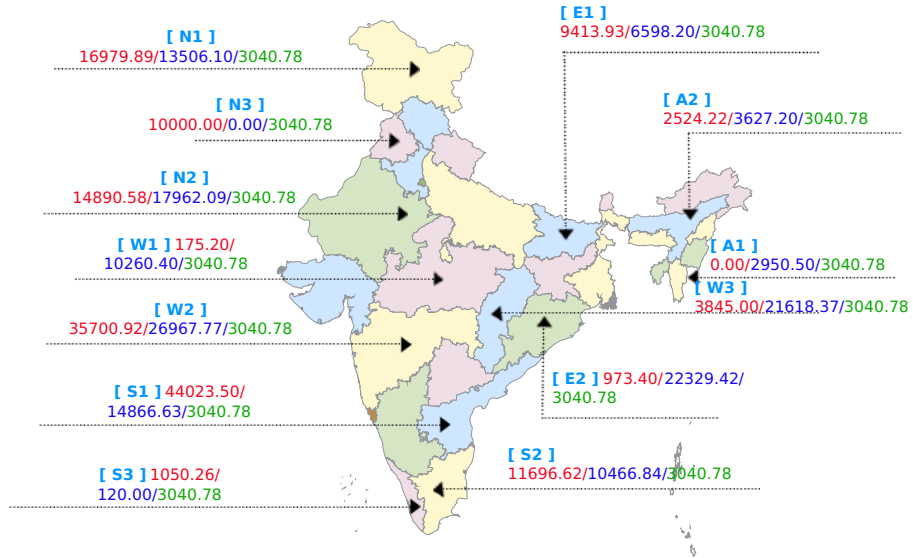
Daily power market report

Sunday , February 16, 2020

Kreate Energy (I) Pvt. Ltd. | Formerly known as Mittal Processors Pvt. Ltd.
1002, 1004, 10th Floor, Antriksh Bhawan, 22 KG Marg, New Delhi - 110001 India

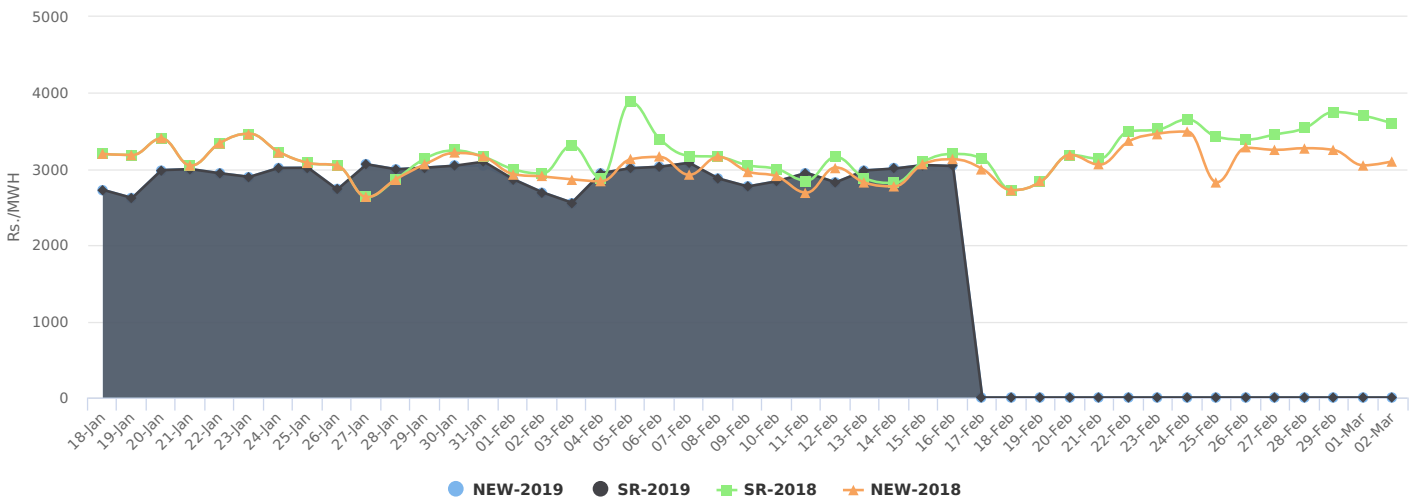
Tel/Fax: +91 11 66666999 | Email: info@kreateglobal.com | Website: www.kreateglobal.com

Average Price and Volume comparison for IEX Buy Bid (MWh)/Sell Bid (MWh)/Avg.Price (INR/MWh)

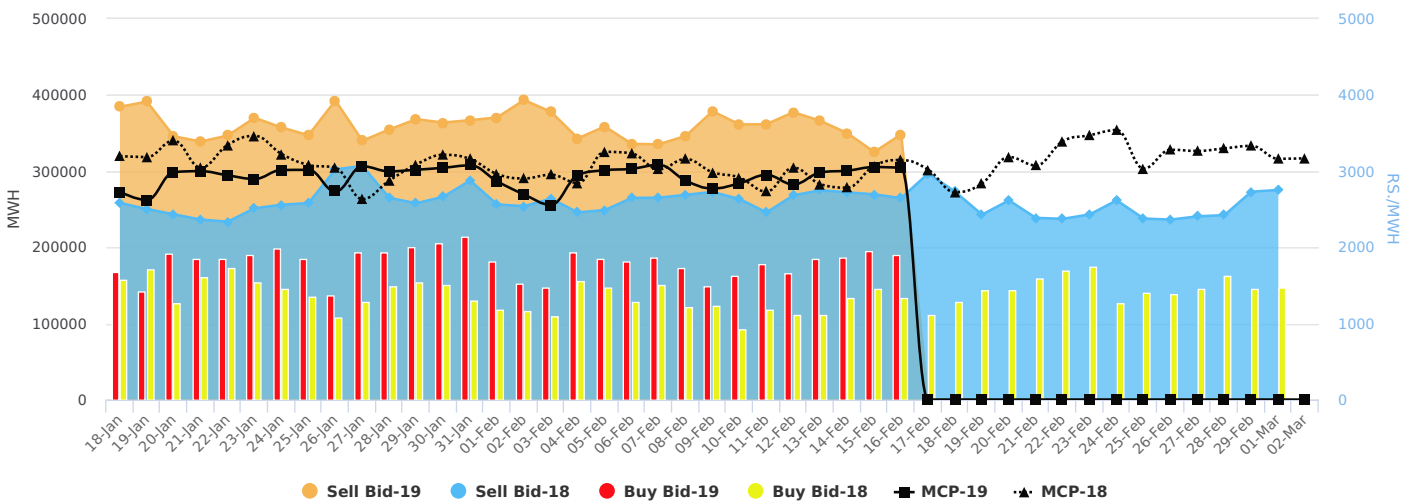


No Congestion has been reported by NLDC for DD 16.02.2020.

45 Days Average Clearing Prices at IEX:New Grid & SR rate



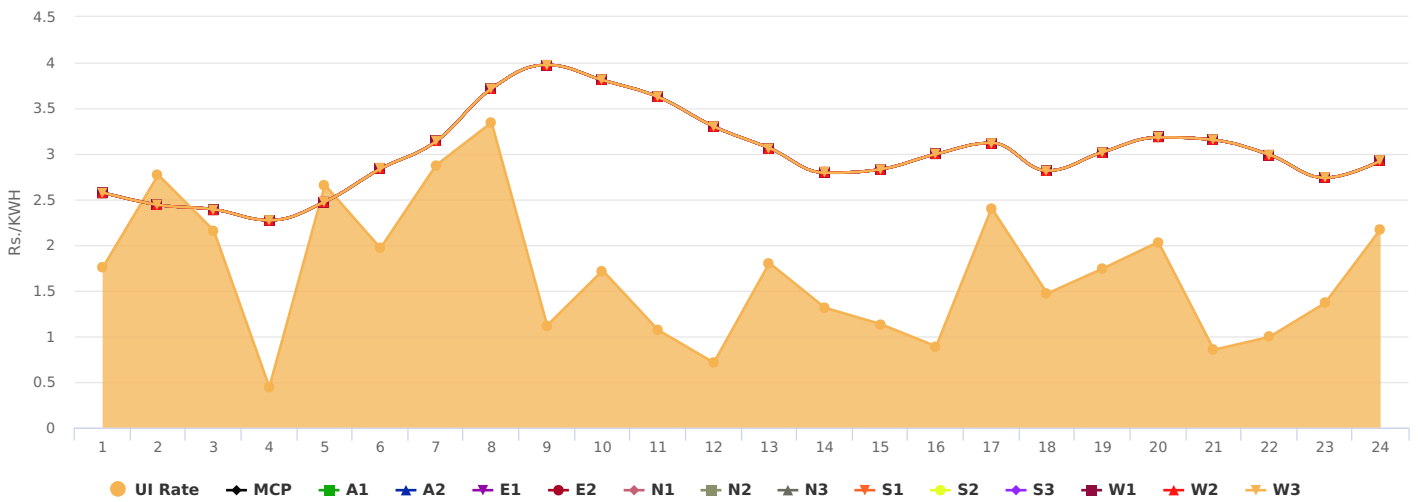
Market Snapshot of last 45 Days



Region wise top buyer and seller on Exchange

Region	16-Feb-20				15-Feb-20			
	Top Seller		Top Buyer		Top Seller		Top Buyer	
	Name	MUs	Name	MUs	Name	MUs	Name	MUs
ER	ODISHA	13.56	BSPHCL	7.93	ODISHA	13.93	BSPHCL	3.52
NR	HP	6.39	J&K	11.93	HP	7.06	Ju0026K	12.99
WR	Adani Stage_2	18.98	Maharashtra	15.66	ADANI POWER II	19.19	MAHARASHTRA	19.21
SR	SEIL_PROJECTS2	7.38	TSTRANSCO	35.39	SEIL_PROJECT2	7.70	TSTRANSCO	34.47
NER	ASSAM	3.38	ASSAM	1.62	ASSAM	3.59	ASSAM	1.64

DSM charges comparison with daily avg price of IEX 14-Feb-20



Region wise top Over Drawing & Under Drawing States

Region	15-Feb-20				14-Feb-20			
	Under Drawal		Over Drawal		Under Drawal		Over Drawal	
	State	MUs	State	MUs	State	MUs	State	MUs
NR	Punjab	-1.30	Haryana	0.40	Punjab	-1.10	Rajasthan	3.00
WR	MP	-3.10	Gujarat	3.10	MP	-2.30	Gujarat	4.00
SR	Karnataka	-0.60	Kerala	1.60	Karnataka	-0.50	Tamil Nadu	3.20
ER	Odisha	-0.50	Bihar	1.60	West Bengal	-0.70	Odisha	2.20
NER	Manipur	-0.30	Assam	0.60	Mizoram	-0.40	Assam	1.20

Congestion Report

Corridor	Max.ATC[MW]		Max[MW]		Energy[MUs]	
	Import	Export	Import	Export	Import	Export
NR to ER (import) & ER to NR (Export)	1800.00	4950.00	517.00	4388.00	0.60	63.00
WR-ER (Import) & ER-WR (Export)	No Limits Specified	No Limits Specified	2704.00	527.00	39.20	5.10
SR to ER (Import) & ER to SR (Export)	No Limits Specified	4700.00	333.00	5543.00	2.50	108.20
NER to ER (Import) & ER to NER (Export)	2355.00	1325.00	0.00	1423.00	0.00	21.60
NR to WR (Import) & WR to NR (Export)	2000.00	14400.00	2954.00	10540.00	40.60	189.00
SR to WR (Import) & WR to SR (Export)	No Limits Specified	5050.00	1199.00	6036.00	13.20	95.30

Latest power Sector & Weather News



MNRE reduces effective custom duty back to zero after increment in Budget



No Weather warning.



Parliamentary panel pulls up MNRE for missing renewable energy targets over years



Both Kudankulam units shut, 1,000 MW shortfall for Tamil Nadu



Greenko Seeks EPC Contractors for a 1,260 MW Pumped Hydro Storage Project in Karnataka

Generating Outage Summary in MW

Region	Central Sector	State Sector	Sub Total	Previous
NR	5,181.00	12,920.00	18,101.00	17,626.00
WR	13,488.00	14,053.00	27,541.00	27,952.00
SR	4,792.00	7,385.00	12,177.00	12,547.00
ER	2,700.00	5,410.00	8,110.00	6,590.00
NER	702.00	11.00	713.00	679.00
Total	26,863.00	39,779.00	66,642.00	65,394.00

DISCLAIMER: Kreate Energy (I) Pvt. Ltd. has taken due care and caution in compilation and reporting of data as has been obtained from various sources including which it considers reliable and first hand. However, Kreate Energy (I) Pvt. Ltd. does not guarantee the accuracy, adequacy or completeness of any information and it not responsible for errors or omissions or for the results obtained from the use of such information and especially states that it has no financial liability whatsoever to the users of this report. This research and information does not constitute recommendation or advice for trading or investment purposes and therefore Kreate Energy (I) Pvt. Ltd. will not be liable for any loss accrued as a result of a trading/investment activity that is undertaken on the basis of information contained in this report.