



.Kreate

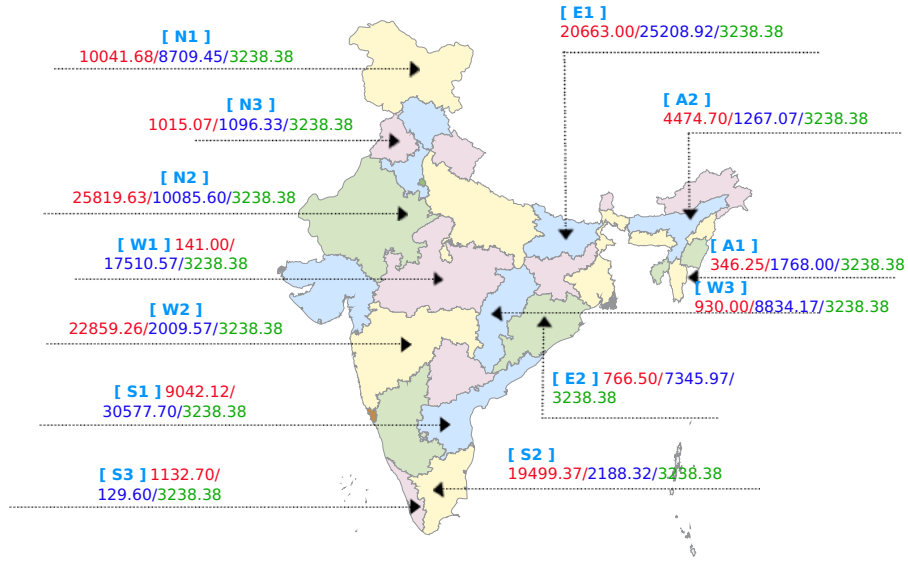
Daily power market report

Wednesday , October 16, 2019

Kreate Energy (I) Pvt. Ltd. | Formerly known as Mittal Processors Pvt. Ltd.
1002, 1004, 10th Floor, Antriksh Bhawan, 22 KG Marg, New Delhi - 110001 India

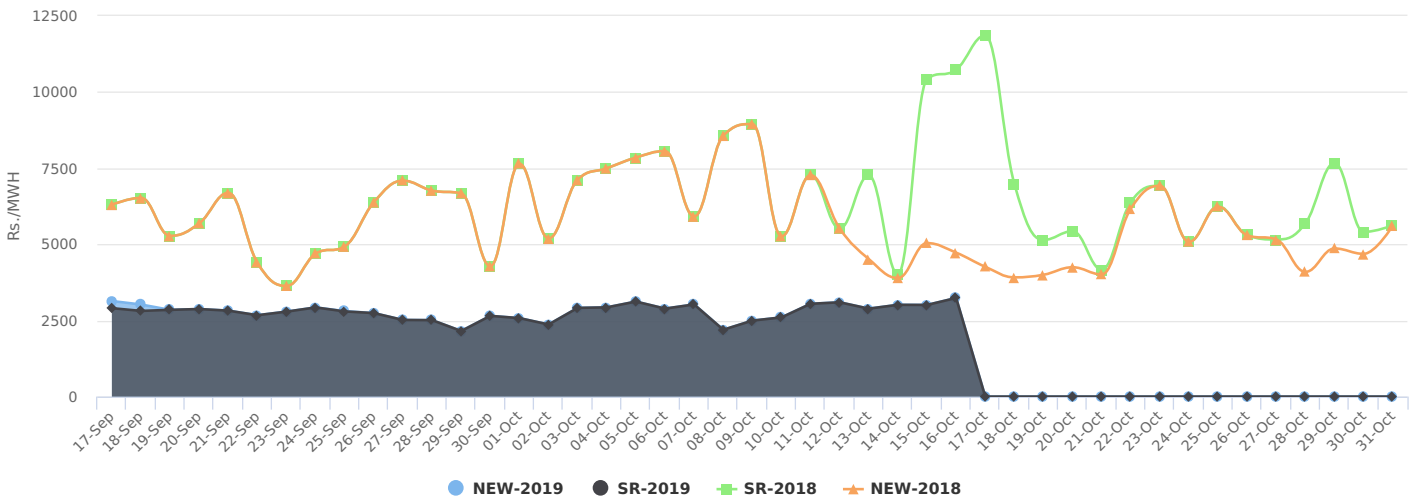
Tel/Fax: +91 11 66666999 | Email: info@kreateglobal.com | Website: www.kreateglobal.com

Average Price and Volume comparison for IEX Buy Bid (MWh)/Sell Bid (MWh)/Avg.Price (INR/MWh)

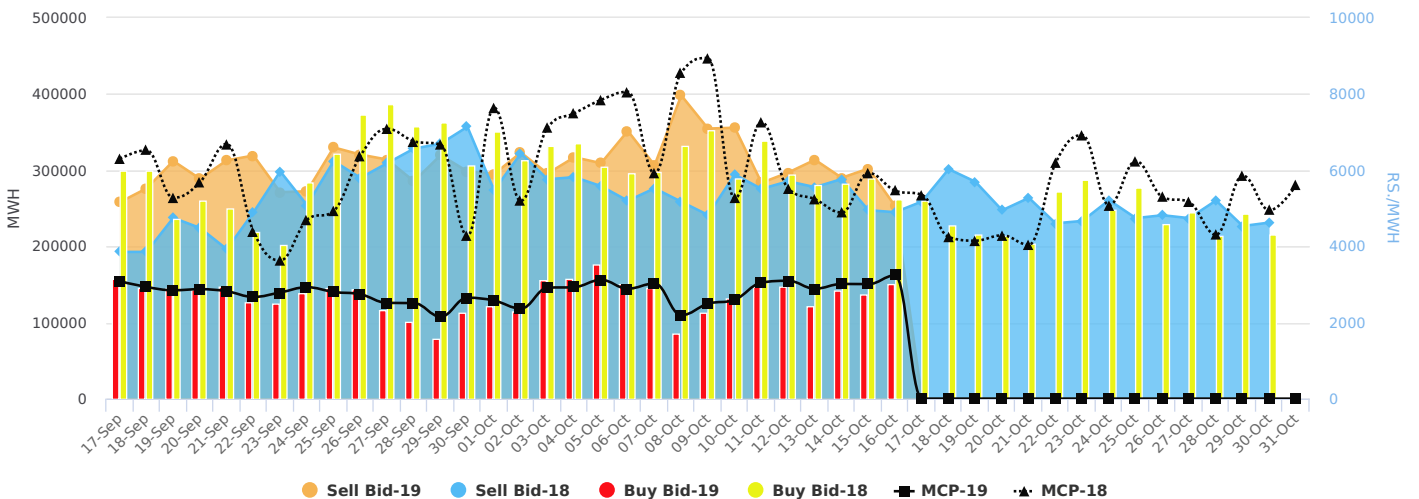


NO Congestion has been reported for 16.10.2019

45 Days Average Clearing Prices at IEX:New Grid & SR rate



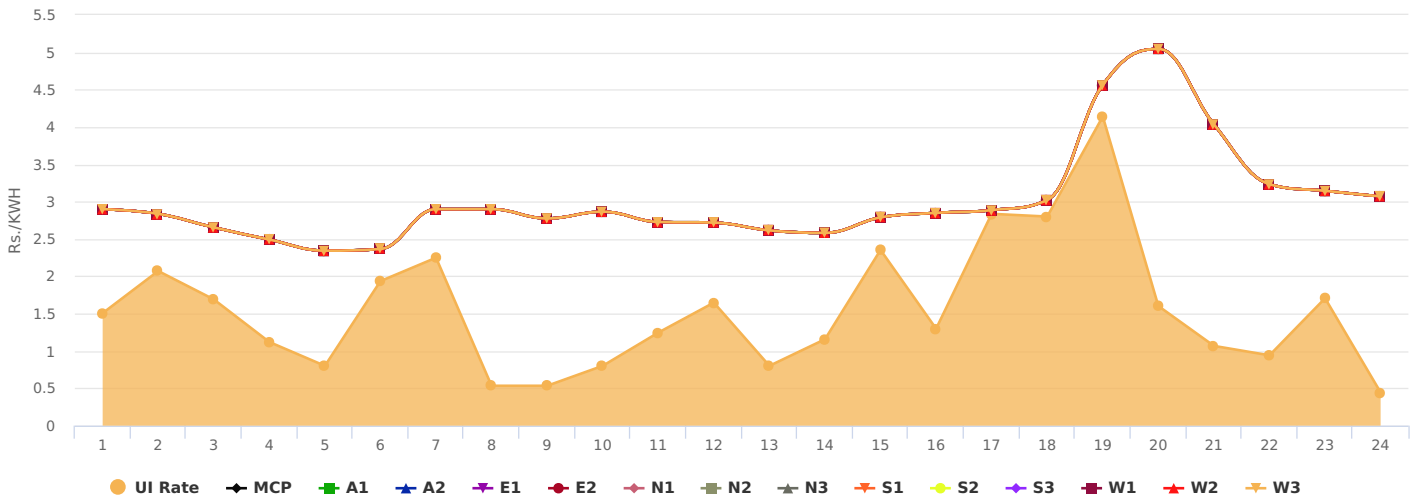
Market Snapshot of last 45 Days



Region wise top buyer and seller on Exchange

Region	16-Oct-19				15-Oct-19			
	Top Seller		Top Buyer		Top Seller		Top Buyer	
	Name	MUs	Name	MUs	Name	MUs	Name	MUs
NR	RAJASTHAN	6.84	DELHI	13.33	RAJASTHAN	5.56	DELHI	9.79
SR	SEIL_PROJECT2	10.53	TNEB	19.50	SEIL_PROJECT2	9.23	TNEB	22.75
ER	TUL	14.97	BSPHCL	6.05	TUL	15.15	BSPHCL	6.05
WR	MADHYA PRADESH	13.01	MAHARASHTRA	10.91	MADHYA PRADESH	16.36	MAHARASHTRA	11.72

DSM charges comparison with daily avg price of IEX 14-Oct-19



Region wise top Over Drawing & Under Drawing States

Region	15-Oct-19				14-Oct-19			
	Under Drawal		Over Drawal		Under Drawal		Over Drawal	
	State	MUs	State	MUs	State	MUs	State	MUs
NR	Punjab	-1.20	UP	1.20	Punjab	-1.50	UP	2.20
WR	MP	-2.30	Gujarat	3.60	Maharashtra	-2.40	Gujarat	5.80
SR	Karnataka	-1.50	Kerala	1.30	Karnataka	-1.80	Tamil Nadu	1.80
ER	Jharkhand	-1.50	Odisha	9.10	Jharkhand	-1.30	Odisha	7.90
NER	Arunachal Pradesh	-0.50	Tripura	1.10	Nagaland	-0.50	Assam	0.70

Congestion Report

Corridor	Max.ATC[MW]		Max[MW]		Energy[MUs]	
	Import	Export	Import	Export	Import	Export
NR to ER (import) & ER to NR (Export)	1800.00	4950.00	531.00	4440.00	0.80	73.30
WR-ER (Import) & ER-WR (Export)	No Limits Specified	No Limits Specified	2669.00	488.00	39.50	1.50
SR to ER (Import) & ER to SR (Export)	No Limits Specified	4700.00	218.00	4803.00	0.00	84.10
NER to ER (Import) & ER to NER (Export)	2855.00	1155.00	0.00	1321.00	0.00	19.50
NR to WR (Import) & WR to NR (Export)	2000.00	14400.00	2043.00	9958.00	28.90	201.20
SR to WR (Import) & WR to SR (Export))	No Limits Specified	5050.00	1699.00	4131.00	14.00	44.90

Latest power Sector & Weather News



L&T operationalises 2 units of 660 MW each at NTPC's Khargaon, Tanda plants



Adani Transmission acquires arm of REC Transmission Projects



How India's Electric Vehicles market is attracting Chinese companies



India to honour contractual commitments under various energy agreements: Nirmala Sitharaman



Heavy rainfall very likely at isolated places over Coastal Karnataka, Tamilnadu, Puducherry & Karaikal, Lakshadweep and Kerala & Mahe



Thunderstorm accompanied with lightning very likely at isolated places over Karnataka, Kerala & Mahe, Lakshadweep and Tamilnadu, Puducherry and Karaikal.

Generating Outage Summary in MW

Region	Central Sector	State Sector	Sub Total	Previous
NR	2,832.00	8,331.00	11,163.00	10,330.00
WR	17,005.00	17,851.00	34,856.00	34,333.00
SR	8,902.00	8,670.00	17,572.00	18,322.00
ER	1,400.00	6,130.00	7,530.00	7,030.00
NER	910.00	11.00	921.00	671.00
Total	31,049.00	40,993.00	72,042.00	70,686.00

DISCLAIMER: Kreate Energy (I) Pvt. Ltd. has taken due care and caution in compilation and reporting of data as has been obtained from various sources including which it considers reliable and first hand. However, Kreate Energy (I) Pvt. Ltd. does not guarantee the accuracy, adequacy or completeness of any information and it not responsible for errors or omissions or for the results obtained from the use of such information and especially states that it has no financial liability whatsoever to the users of this report. This research and information does not constitute recommendation or advice for trading or investment purposes and therefore Kreate Energy (I) Pvt. Ltd. will not be liable for any loss accrued as a result of a trading/investment activity that is undertaken on the basis of information contained in this report.