

The background of the cover is a photograph of a high-voltage power transmission tower. The tower is a complex lattice structure of dark metal, silhouetted against a sky that transitions from a deep blue at the top to a soft pink and purple at the bottom, suggesting a sunset or sunrise. The tower's structure is intricate, with many cross-braces and insulators visible. The overall mood is industrial yet serene.

**.Kreate**

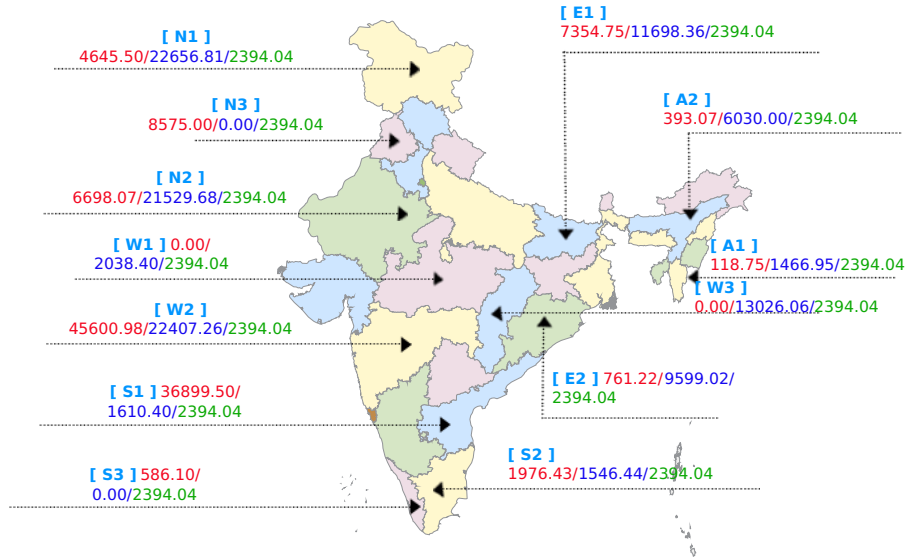
# Daily power market report

Friday , April 17, 2020

Kreate Energy (I) Pvt. Ltd. | Formerly known as Mittal Processors Pvt. Ltd.  
1002, 1004, 10<sup>th</sup> Floor, Antriksh Bhawan, 22 KG Marg, New Delhi - 110001 India

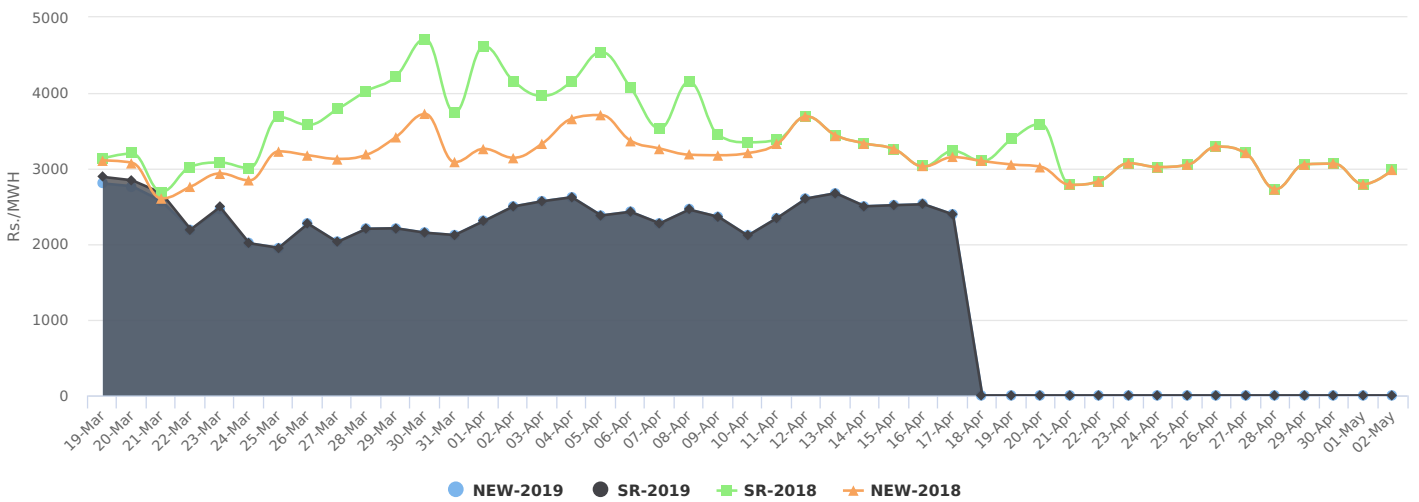
Tel/Fax: +91 11 66666999 | Email: [info@kreateglobal.com](mailto:info@kreateglobal.com) | Website: [www.kreateglobal.com](http://www.kreateglobal.com)

# Average Price and Volume comparison for IEX Buy Bid (MWh)/Sell Bid (MWh)/Avg.Price (INR/MWh)

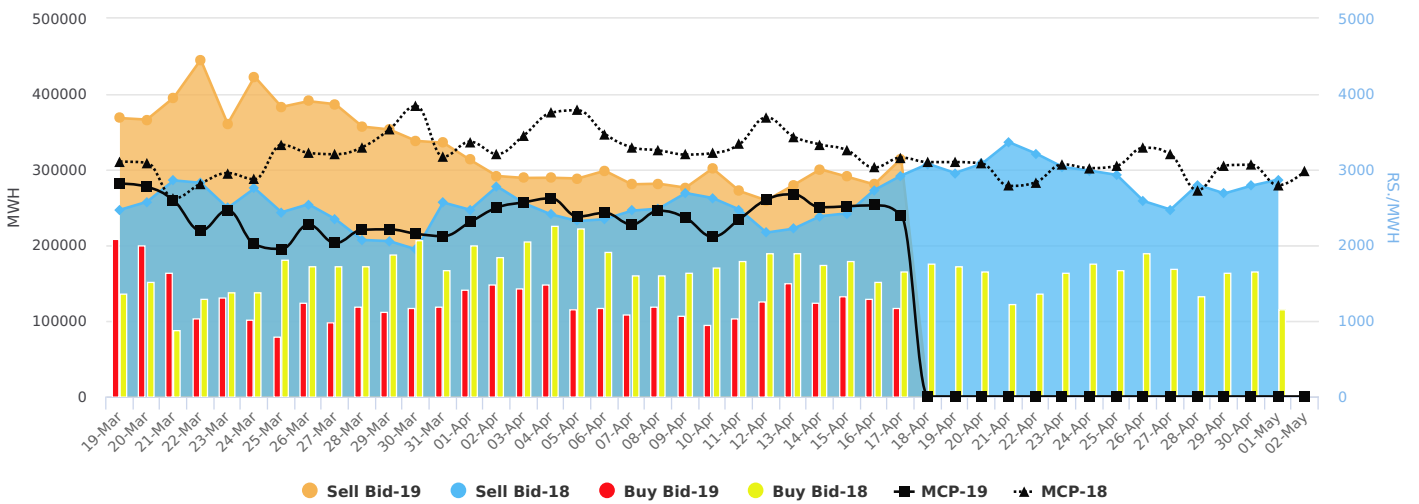


No Congestion has been reported by NLDC for DD 16.04.2020.

## 45 Days Average Clearing Prices at IEX:New Grid & SR rate



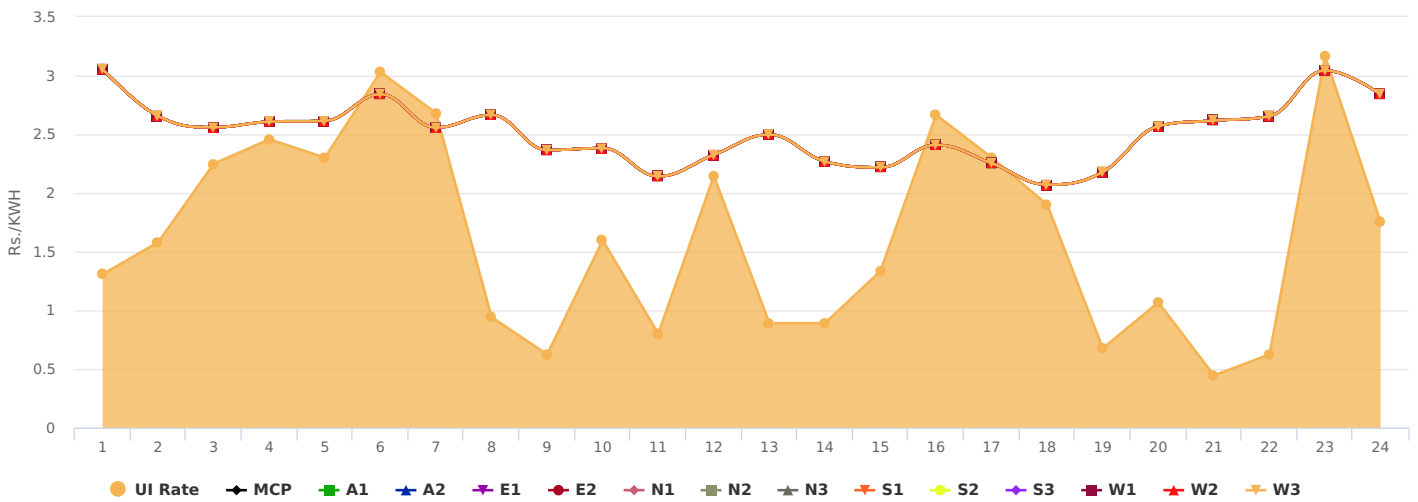
## Market Snapshot of last 45 Days



### Region wise top buyer and seller on Exchange

Region	17-Apr-20				16-Apr-20			
	Top Seller		Top Buyer		Top Seller		Top Buyer	
	Name	MUs	Name	MUs	Name	MUs	Name	MUs
NR	HP	14.39	PUNJAB	8.58	HP	15.10	PUNJAB	7.98
SR	NLCIIST1	0.98	APTRANSCO	30.41	NLCIIST1	1.23	APTRANSCO	24.03
ER	TUL	7.49	BSPHCL	6.91	TUL	10.62	BSPHCL	8.91
WR	TORRENT DGEN	13.73	MAHARASHTRA	34.98	TORRENT DGEN	14.97	MAHARASHTRA	35.91
NER	ASSAM	5.20	ASSAM	0.27	ASSAM	7.61	MEGHALAYA	0.12

### DSM charges comparison with daily avg price of IEX 15-Apr-20



### Region wise top Over Drawing & Under Drawing States

Region	16-Apr-20				15-Apr-20			
	Under Drawal		Over Drawal		Under Drawal		Over Drawal	
	State	MUs	State	MUs	State	MUs	State	MUs
NR	Delhi	-2.50	Uttarakhand	0.40	Delhi	-1.60	Haryana & Rajasthan	0.20
WR	Chhattisgarh	-1.40	Gujarat	3.40	MP	2.70	Gujarat	0.70
SR	Karnataka	-0.30	Telangana	1.50	-	0.00	Karnataka	0.80
ER	Jharkhand	-0.70	DVC	0.60	Bihar	-3.70	DVC	0.70
NER	Meghalaya	-0.20	Arunachal Pradesh	0.70	Tripura	-0.50	Manipur	0.10



## Congestion Report

Corridor	Max.ATC[MW]		Max[MW]		Energy[MUs]	
	Import	Export	Import	Export	Import	Export
NR to ER (Import) & ER to NR (Export)	1800.00	4950.00	0.00	564.00	2385.00	1.40
WR-ER (Import) & ER-WR (Export)	No Limits Specified	No Limits Specified	0.00	2197.00	1374.00	23.50
SR to ER (Import) & ER to SR (Export)	No Limits Specified	5400.00	0.00	923.00	5334.00	7.40
NER to ER (Import) & ER to NER (Export)	2355.00	1285.00	0.00	855.00	75.00	12.80
NR to WR (Import) & WR to NR (Export)	2000.00	15650.00	0.00	2295.00	4412.00	37.80
SR to WR (Import) & WR to SR (Export)	No Limits Specified	6450.00	0.00	0.00	5686.00	0.00

## Latest power Sector & Weather News



Coal India Limited to auction 60 per cent stock by May



Hard-up power companies may get breather on coal use



Govt mulls investment fund to pay off discoms' dues towards gencos



Mumbai: Adani Electricity supplies power on emergency basis in quarantine areas



Thunderstorm accompanied with lightning, hail & gusty winds (speed reaching 30-40 kmph) very likely at isolated places over Uttarakhand; with lightning & gusty winds (speed reaching 30-40 kmph) at isolated places over Jammu & Kashmir, Ladakh, Gilgit-Baltistan, Muzaffarabad, Himachal Pradesh, Punjab, Haryana, Chandigarh & Delhi, West Uttar Pradesh, Odisha, West Bengal & Sikkim, Assam & Meghalaya, Nagaland, Manipur, Mizoram & Tripura and Arunachal Pradesh.



Thunderstorm accompanied with lightning at isolated places over East Madhya Pradesh, Vidarbha, Chhattisgarh, Bihar, Jharkhand, Madhya Maharashtra, Marathawada, Telangana, Karnataka and Kerala & Mahe.



Dust/Thunderstorm accompanied with gusty winds(speed reaching 30-40 kmph) very likely at isolated places over Rajasthan.

## Generating Outage Summary in MW

Region	Central Sector	State Sector	Sub Total	Previous
NR	6,522.00	21,968.00	28,490.00	26,895.00
WR	21,366.00	27,645.00	49,011.00	44,288.00
SR	7,872.00	14,615.00	22,487.00	23,437.00
ER	1,975.00	8,260.00	10,235.00	10,895.00
NER	399.00	11.00	410.00	910.00
<b>Total</b>	<b>38,134.00</b>	<b>72,499.00</b>	<b>110,633.00</b>	<b>106,425.00</b>

DISCLAIMER: Kreate Energy (I) Pvt. Ltd. has taken due care and caution in compilation and reporting of data as has been obtained from various sources including which it considers reliable and first hand. However, Kreate Energy (I) Pvt. Ltd. does not guarantee the accuracy, adequacy or completeness of any information and it not responsible for errors or omissions or for the results obtained from the use of such information and especially states that it has no financial liability whatsoever to the users of this report. This research and information does not constitute recommendation or advice for trading or investment purposes and therefore Kreate Energy (I) Pvt. Ltd. will not be liable for any loss accrued as a result of a trading/investment activity that is undertaken on the basis of information contained in this report.

