



**.Kreate**

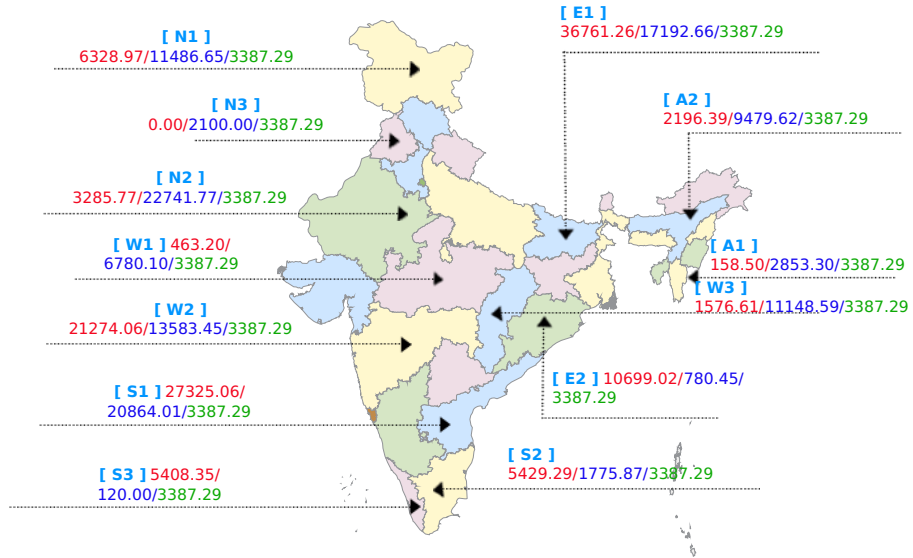
# Daily power market report

Sunday , May 19, 2019

Kreate Energy (I) Pvt. Ltd. | Formerly known as Mittal Processors Pvt. Ltd.  
1002, 1004, 10<sup>th</sup> Floor, Antriksh Bhawan, 22 KG Marg, New Delhi - 110001 India

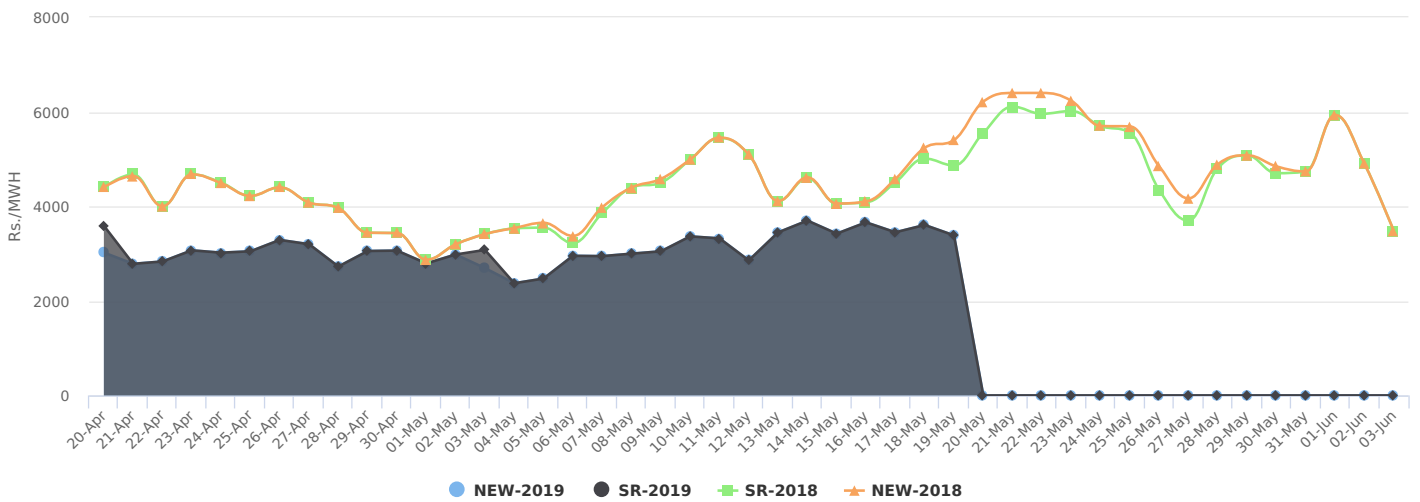
Tel/Fax: +91 11 66666999 | Email: [info@kreateglobal.com](mailto:info@kreateglobal.com) | Website: [www.kreateglobal.com](http://www.kreateglobal.com)

# Average Price and Volume comparison for IEX Buy Bid (MWh)/Sell Bid (MWh)/Avg.Price (INR/MWh)

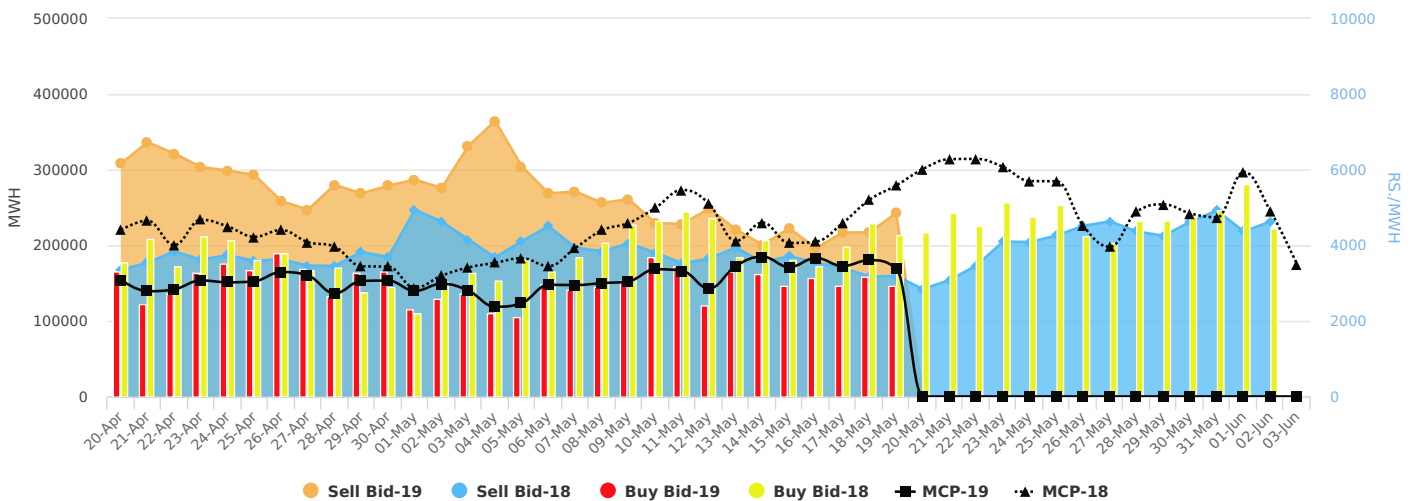


NO Congestion has been reported by NLDC for DD 19.05.2019.

## 45 Days Average Clearing Prices at IEX:New Grid & SR rate



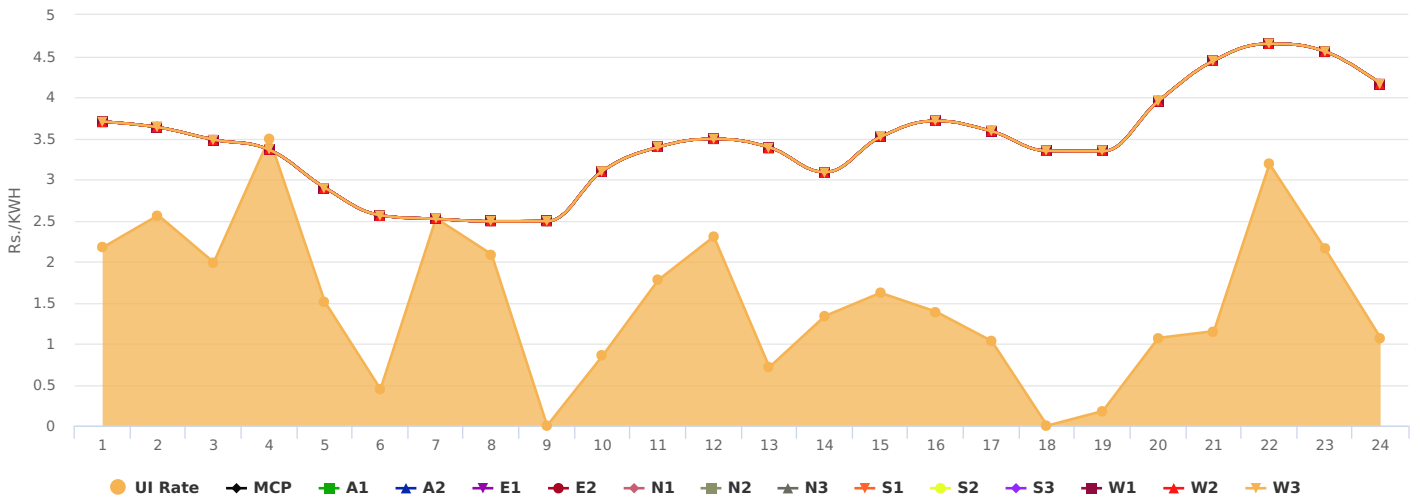
## Market Snapshot of last 45 Days



### Region wise top buyer and seller on Exchange

Region	19-May-19				18-May-19			
	Top Seller		Top Buyer		Top Seller		Top Buyer	
	Name	MUs	Name	MUs	Name	MUs	Name	MUs
NR	RAJASTHAN	11.23	HP	3.27	DELHI	8.42	HP	4.15
SR	SEIL_PROJECT2	9.67	APTRANSCO	12.84	TSTRANSCO	8.36	TNEB	15.03
ER	BSPHCL	18.16	WBSETCL	19.26	BSPHCL	18.16	WBSETCL	19.26
WR	MAHARASHTRA	10.74	MAHARASHTRA	10.43	MAHARASHTRA	14.72	MAHARASHTRA	11.48

### DSM charges comparison with daily avg price of IEX 17-May-19



### Region wise top Over Drawing & Under Drawing States

Region	18-May-19				17-May-19			
	Under Drawal		Over Drawal		Under Drawal		Over Drawal	
	State	MUs	State	MUs	State	MUs	State	MUs
NR	Punjab	-1.50	UP	0.90	Haryana	-4.20	HP	1.30
WR	Chhattisgarh	-3.30	Gujarat	4.50	Chhattisgarh	-0.60	Gujarat	3.80
SR	Pondy	-0.20	Andhra Pradesh	1.50	Karnataka	-0.10	Kerala	1.40
ER	Bihar	-1.40	Odisha	2.50	DVC	-0.90	Odisha	3.00
NER	Arunachal Pradesh	-0.50	Assam	0.70	Tripura	-0.60	Assam	1.10

## Congestion Report

Corridor	Max.ATC[MW]		Max[MW]		Energy[MUs]	
	Import	Export	Import	Export	Import	Export
NR to ER (import) & ER to NR (Export)	1800.00	4900.00	830.00	3231.00	7.10	42.70
WR-ER (Import) & ER-WR (Export)	No Limits Specified	No Limits Specified	4193.00	216.00	68.30	1.10
SR to ER (Import) & ER to SR (Export)	No Limits Specified	4700.00	337.00	6146.00	0.00	95.50
NER to ER (Import) & ER to NER (Export)	2265.00	1295.00	403.00	312.00	4.40	2.00
NR to WR (Import) & WR to NR (Export)	2000.00	12750.00	2101.00	8757.00	27.70	161.30
SR to WR (Import) & WR to SR (Export)	No Limits Specified	4550.00	536.00	5929.00	2.30	94.60

## Latest power Sector & Weather News



India Installs Just 55% Of Target Renewable Energy Capacity In 2018-2019



No takers yet for last year's Tangedco solar power tenders



Government issues directive to snap power to Kanpur tanneries



BEST-Tata row: Power supply to south Mumbai hangs in balance



Thunderstorm & lightning accompanied with gusty winds (40-50 kmph) at isolated places very likely over Coastal Andhra Pradesh, South Interior Karnataka and Tamilnadu & Puducherry; with gusty winds (30-40 kmph) at isolated places very likely over West Bengal & Sikkim, Telangana, Rayalseema and Kerala.



Heat Wave Conditions in some parts very likely over Vidarbha and in isolated pockets over Chhattisgarh, Bihar, Jharkhand, Gangetic West Bengal, Odisha, Madhya Maharashtra, Marathwada, North Interior Karnataka, Telangana and Tamilnadu & Puducherry



Heavy Rainfall at isolated places very likely over Nicobar Islands.



Strong wind, speed reaching 30-40 kmph gusting to 50 kmph, very likely over South Andaman Sea, Nicobar Islands & adjoining South bay of Bengal.

## Generating Outage Summary in MW

Region	Central Sector	State Sector	Sub Total	Previous
NR	5,530.00	9,645.00	15,175.00	14,762.00
WR	13,615.00	11,672.00	25,287.00	25,334.00
SR	7,472.00	5,530.00	13,002.00	11,992.00
ER	1,100.00	4,005.00	5,105.00	4,755.00
NER	35.00	50.00	85.00	85.00
<b>Total</b>	<b>27,752.00</b>	<b>30,902.00</b>	<b>58,654.00</b>	<b>56,928.00</b>

DISCLAIMER: Kreate Energy (I) Pvt. Ltd. has taken due care and caution in compilation and reporting of data as has been obtained from various sources including which it considers reliable and first hand. However, Kreate Energy (I) Pvt. Ltd. does not guarantee the accuracy, adequacy or completeness of any information and it not responsible for errors or omissions or for the results obtained from the use of such information and especially states that it has no financial liability whatsoever to the users of this report. This research and information does not constitute recommendation or advice for trading or investment purposes and therefore Kreate Energy (I) Pvt. Ltd. will not be liable for any loss accrued as a result of a trading/investment activity that is undertaken on the basis of information contained in this report.

