



.Kreate

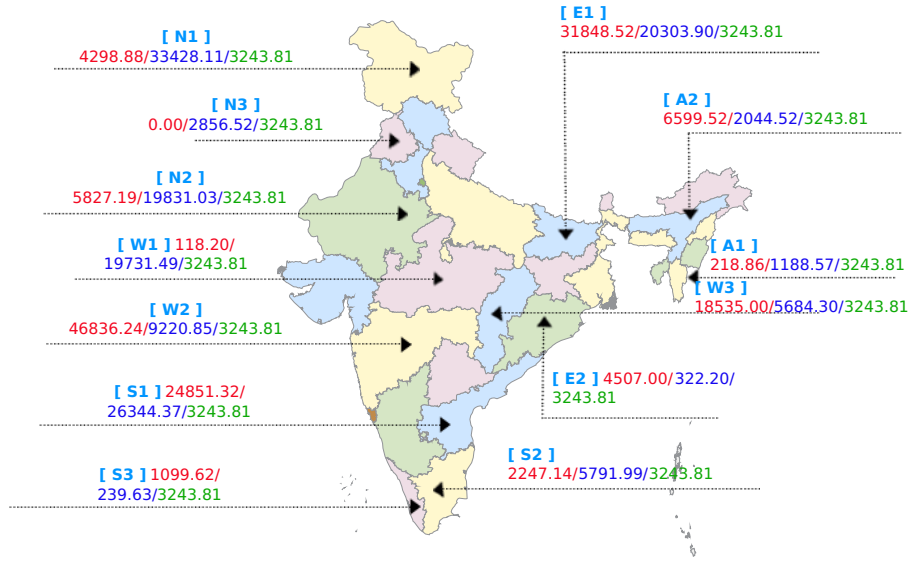
Daily power market report

Monday , August 19, 2019

Kreate Energy (I) Pvt. Ltd. | Formerly known as Mittal Processors Pvt. Ltd.
1002, 1004, 10th Floor, Antriksh Bhawan, 22 KG Marg, New Delhi - 110001 India

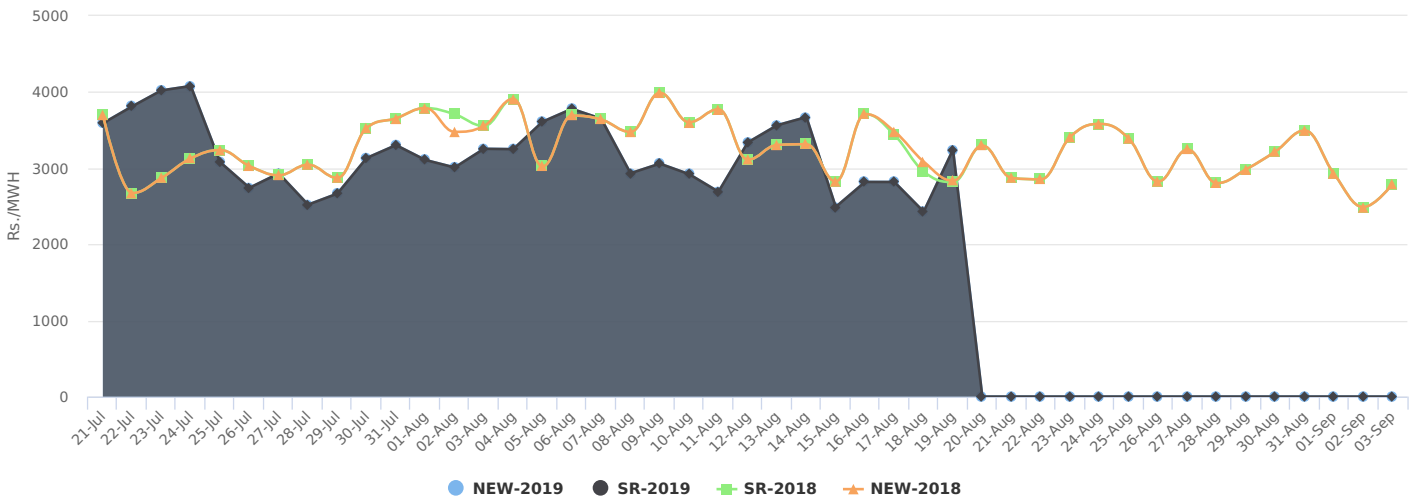
Tel/Fax: +91 11 66666999 | Email: info@kreateglobal.com | Website: www.kreateglobal.com

Average Price and Volume comparison for IEX Buy Bid (MWh)/Sell Bid (MWh)/Avg.Price (INR/MWh)

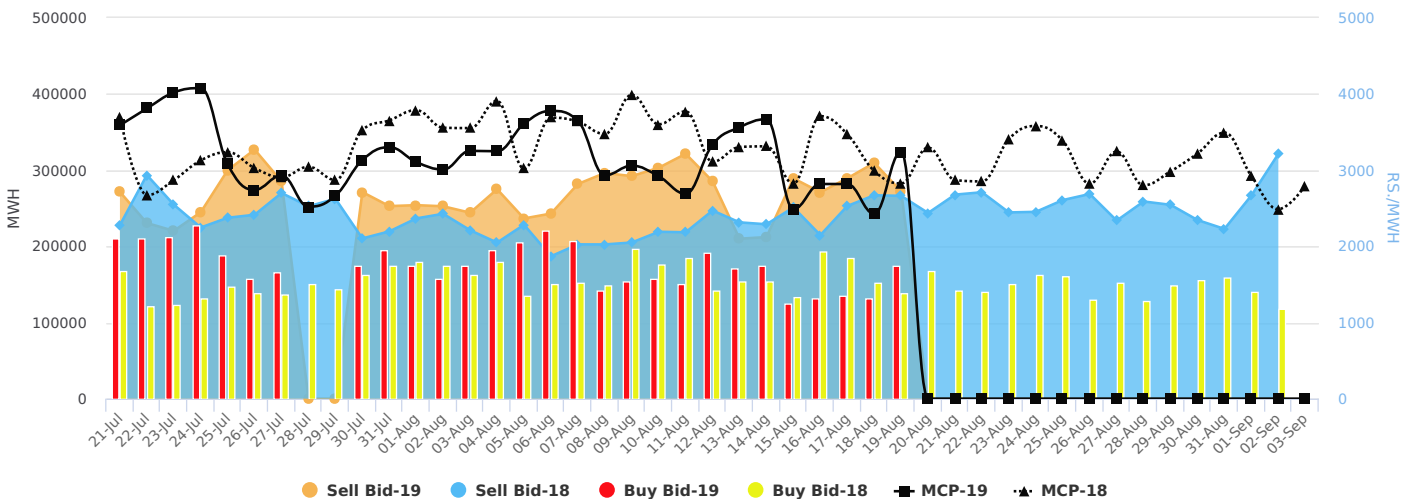


No Congestion has been reported for 19.08.2019

45 Days Average Clearing Prices at IEX:New Grid & SR rate



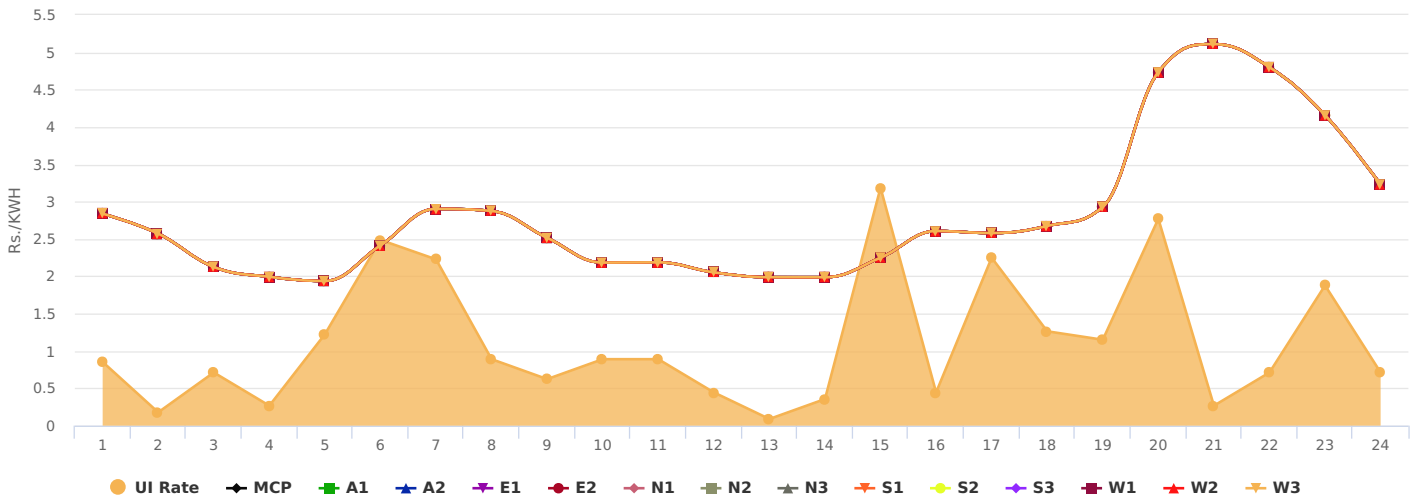
Market Snapshot of last 45 Days



Region wise top buyer and seller on Exchange

Region	19-Aug-19				18-Aug-19			
	Top Seller		Top Buyer		Top Seller		Top Buyer	
	Name	MUs	Name	MUs	Name	MUs	Name	MUs
NR	HP	10.72	HARYANA	4.30	HP	16.68	HARYANA	3.84
SR	KPTCL	18.10	TSTRANSCO	14.95	KPTCL	14.65	TSTRANSCO	14.41
ER	TUL	10.41	BSPHCL	18.44	BSPHCL	21.21	ODISHA	8.53
WR	MADHYA PRADESH	15.18	GUJARAT	24.10	MADHYA PRADESH	10.90	CHHATTISGARH	16.08

DSM charges comparison with daily avg price of IEX 17-Aug-19



Region wise top Over Drawing & Under Drawing States

Region	18-Aug-19				17-Aug-19			
	Under Drawal		Over Drawal		Under Drawal		Over Drawal	
	State	MUs	State	MUs	State	MUs	State	MUs
NR	Punjab	-9.40	HP	4.20	PUNJAB	-6.00	HP	1.10
WR	MP	-3.10	Gujarat	4.20	MP	-4.10	Gujarat	3.40
SR	Karnataka	-0.80	Kerala	1.30	Pondy	-0.10	Andhra Pradesh	2.90
ER	Jharkhand	-0.60	West Bengal	4.30	Bihar	-0.50	WB	1.60
NER	Nagaland	-0.20	Assam	0.50	Nagaland	-0.30	Mizoram	0.50

Congestion Report

Corridor	Max.ATC[MW]		Max[MW]		Energy[MUs]	
	Import	Export	Import	Export	Import	Export
NR to ER (import) & ER to NR (Export)	1800.00	4950.00	1820.00	3717.00	15.10	59.60
WR-ER (Import) & ER-WR (Export)	No Limits Specified	No Limits Specified	4813.00	67.00	86.40	0.60
SR to ER (Import) & ER to SR (Export)	No Limits Specified	4700.00	173.00	5174.00	0.00	69.30
NER to ER (Import) & ER to NER (Export)	2785.00	1195.00	15.00	1156.00	0.00	17.80
NR to WR (Import) & WR to NR (Export)	2000.00	12750.00	3302.00	11162.00	41.90	159.90
SR to WR (Import) & WR to SR (Export)	No Limits Specified	5050.00	2738.00	4722.00	16.00	41.50

Latest power Sector & Weather News



NTPC rating | Buy — Q1 results impacted by interim issues



Heavy rainfall very likely at isolated places over Uttarakhand, East Madhya Pradesh, Chhattisgarh, Jharkhand, Odisha and Tamilnadu, Puducherry & Karaikal.



Power producers' outstanding dues rise 30 per cent to Rs 46k crore in June



Thunderstorm accompanied with lightning very likely at isolated places over Bihar, Jharkhand and Odisha.



Energy Vault Raises \$110 Million from SoftBank Vision Fund for Gravity-Based Storage



Renewable energy developers shying away from solar power auctions

Generating Outage Summary in MW

Region	Central Sector	State Sector	Sub Total	Previous
NR	6,213.00	16,480.00	22,693.00	19,653.00
WR	17,308.00	18,464.00	35,772.00	37,630.00
SR	8,182.00	9,310.00	17,492.00	19,042.00
ER	1,895.00	7,490.00	9,385.00	9,985.00
NER	703.00	50.00	753.00	753.00
Total	34,301.00	51,794.00	86,095.00	87,063.00

DISCLAIMER: Kreate Energy (I) Pvt. Ltd. has taken due care and caution in compilation and reporting of data as has been obtained from various sources including which it considers reliable and first hand. However, Kreate Energy (I) Pvt. Ltd. does not guarantee the accuracy, adequacy or completeness of any information and it not responsible for errors or omissions or for the results obtained from the use of such information and especially states that it has no financial liability whatsoever to the users of this report. This research and information does not constitute recommendation or advice for trading or investment purposes and therefore Kreate Energy (I) Pvt. Ltd. will not be liable for any loss accrued as a result of a trading/investment activity that is undertaken on the basis of information contained in this report.