



**.Kreate**

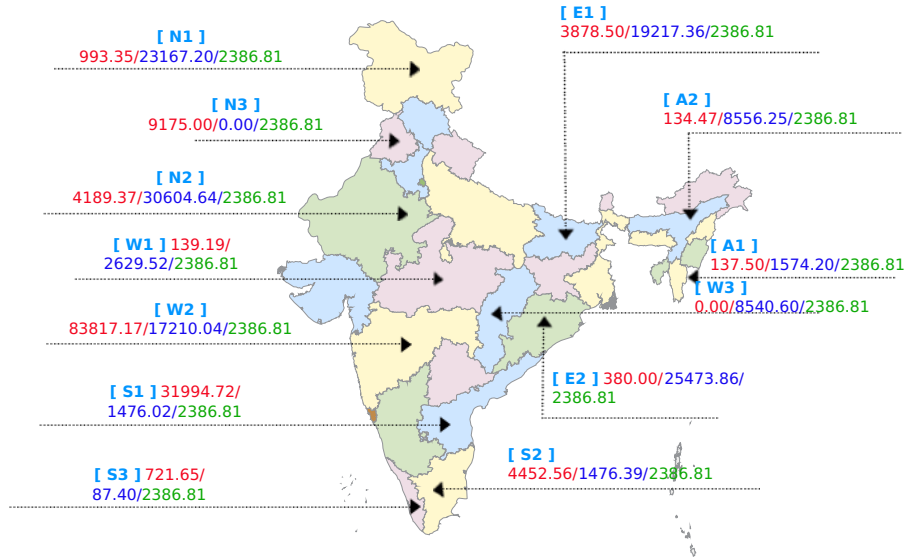
# Daily power market report

Monday , April 20, 2020

Kreate Energy (I) Pvt. Ltd. | Formerly known as Mittal Processors Pvt. Ltd.  
1002, 1004, 10<sup>th</sup> Floor, Antriksh Bhawan, 22 KG Marg, New Delhi - 110001 India

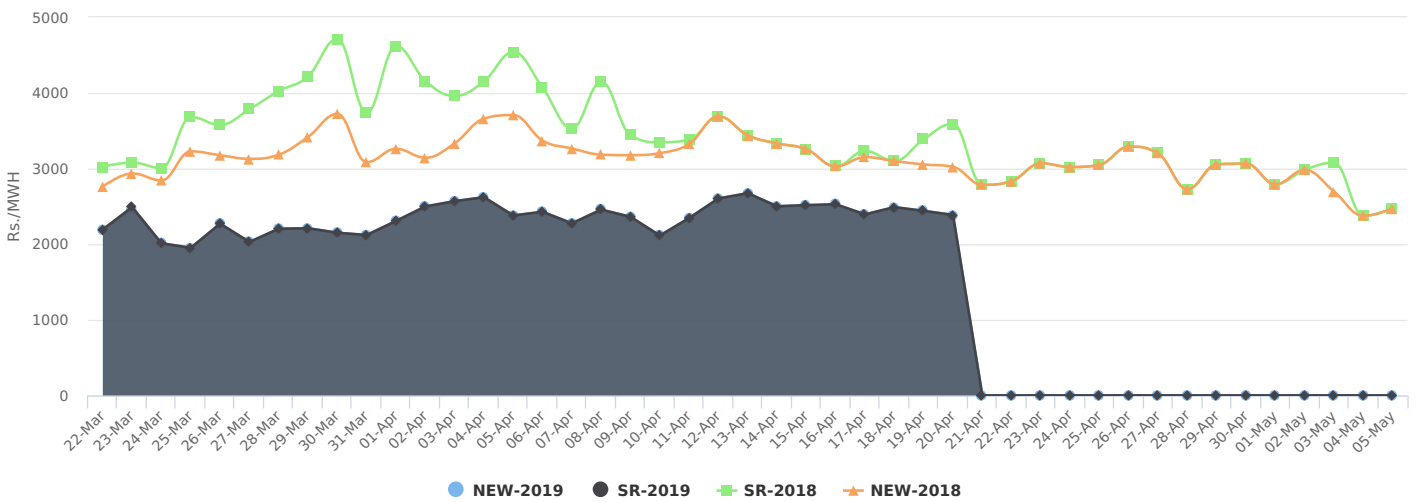
Tel/Fax: +91 11 66666999 | Email: [info@kreateglobal.com](mailto:info@kreateglobal.com) | Website: [www.kreateglobal.com](http://www.kreateglobal.com)

# Average Price and Volume comparison for IEX Buy Bid (MWh)/Sell Bid (MWh)/Avg.Price (INR/MWh)

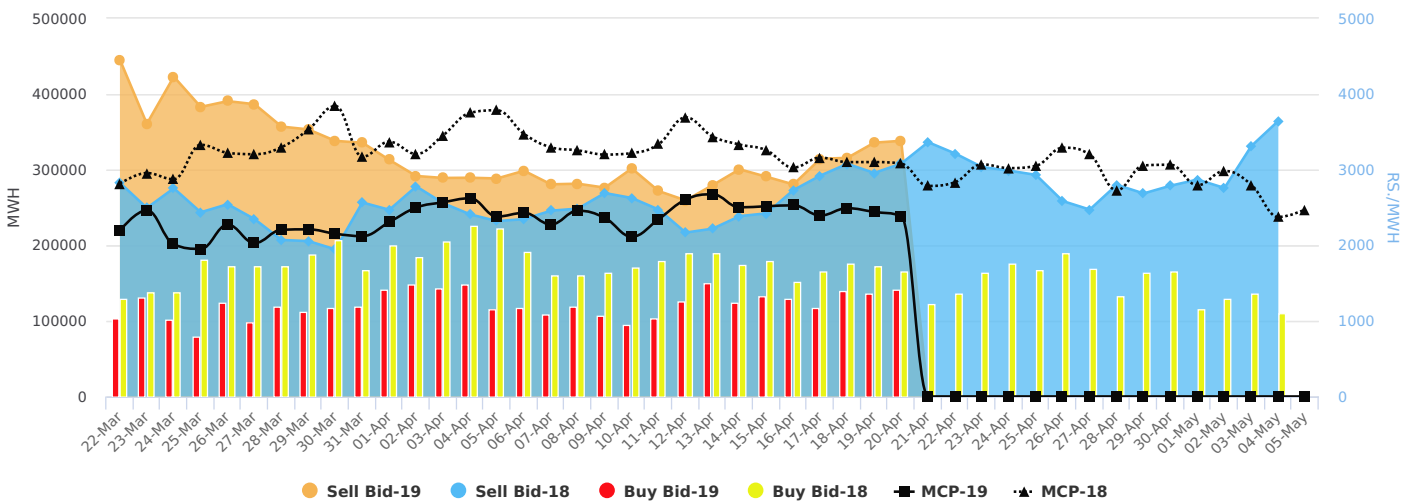


No Congestion has been reported by NLDC for DD 20.04.2020.

## 45 Days Average Clearing Prices at IEX:New Grid & SR rate



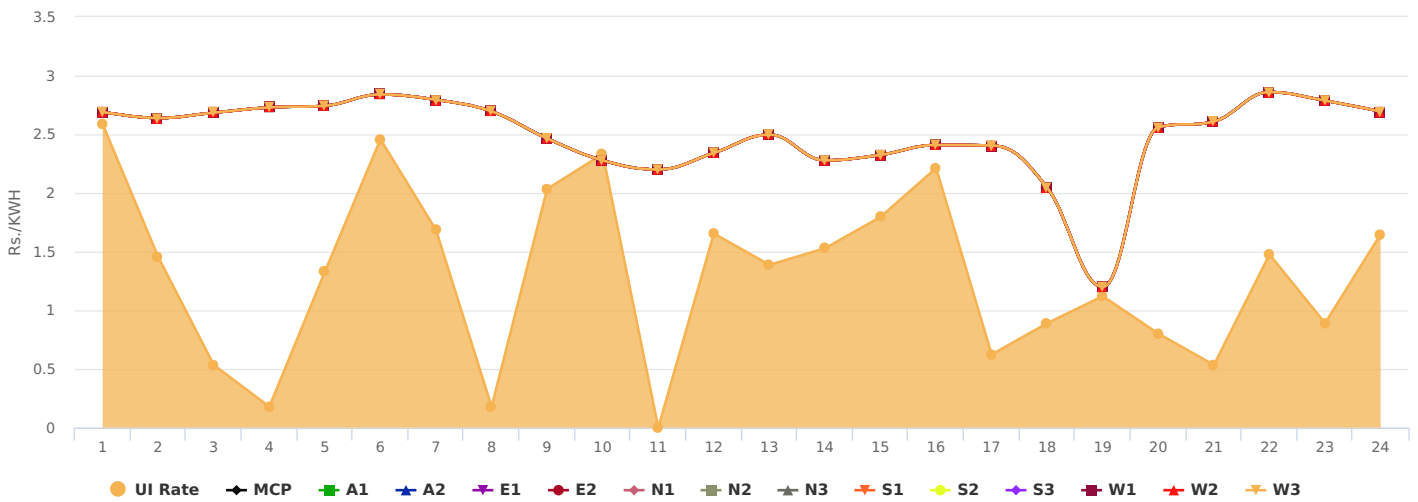
## Market Snapshot of last 45 Days



### Region wise top buyer and seller on Exchange

Region	20-Apr-20				19-Apr-20			
	Top Seller		Top Buyer		Top Seller		Top Buyer	
	Name	MUs	Name	MUs	Name	MUs	Name	MUs
NR	UPPCL	24.33	PUNJAB	9.18	UPPCL	16.21	PUNJAB	10.48
SR	NLCIIST1	0.82	APTRANSCO	28.40	NLCIIST1	1.28	APTRANSCO	30.76
ER	ODISHA	13.80	BSPHCL	3.43	ODISHA	11.84	ODISHA	0.66
WR	TORRENT DGEN	11.11	MAHARASHTRA	47.88	TORRENT DGEN	13.78	MAHARASHTRA	47.22
NER	ASSAM	8.12	MANIPUR	0.12	ASSAM	8.94	MANIPUR	0.11

### DSM charges comparison with daily avg price of IEX 18-Apr-20



### Region wise top Over Drawing & Under Drawing States

Region	19-Apr-20				18-Apr-20			
	Under Drawal		Over Drawal		Under Drawal		Over Drawal	
	State	MUs	State	MUs	State	MUs	State	MUs
NR	Punjab	-1.80	J&K(UT) & Ladakh(UT)	1.70	PUNJAB	-4.10	UTTAR PRADESH	1.30
WR	Maharashtra	-1.40	Gujarat	4.00	MADHYA PRADESH	-1.90	GUJARAT	2.40
SR	Telangana	-1.20	Karnataka	1.60	TELANGANA	-0.30	KERALA	1.50
ER	Jharkhand	-1.30	DVC	0.90	ODISHA	-1.50	BIHAR	0.80
NER	Tripura	-0.60	Manipur	0.30	TRIPURA	-1.60	ASSAM	0.50

## Congestion Report

Corridor	Max.ATC[MW]		Max[MW]		Energy[MUs]	
	Import	Export	Import	Export	Import	Export
NR to ER (import) & ER to NR (Export)	1800.00	4950.00	503.00	4548.00	0.40	52.80
WR-ER (Import) & ER-WR (Export)	No Limits Specified	No Limits Specified	2291.00	1235.00	26.70	8.10
SR to ER (Import) & ER to SR (Export)	No Limits Specified	5400.00	175.00	6610.00	0.00	125.00
NER to ER (Import) & ER to NER (Export)	2355.00	1285.00	1246.00	0.00	20.10	0.00
NR to WR (Import) & WR to NR (Export)	2000.00	15650.00	2994.00	6079.00	37.50	108.30
SR to WR (Import) & WR to SR (Export))	No Limits Specified	6450.00	162.00	6643.00	1.10	101.40

## Latest power Sector & Weather News



COVID-19: Power ministry asks state authorities to ensure smooth movement of raw materials for power supply



MoP proposes act amendment; focus on contacts enforcement



Maharashtra: MSEDCL introduces missed call, SMS service for power failure complaints



Goa: Now, WhatsApp meter readings for power bills



Thunderstorm accompanied with lightning, hail & squall (speed reaching 50-60 kmph) very likely at isolated places over Jharkhand, Coastal Andhra Pradesh & Yanam and Telangana and with lightning & squall (speed reaching 50-60 kmph) very likely at isolated places over Gangetic West Bengal.



Thunderstorm accompanied with lightning, hail & gusty winds (speed reaching 30-40 kmph) very likely at isolated places over Bihar; with lightning & gusty winds (speed reaching 30-40 kmph) at isolated places over Punjab, Haryana, Chandigarh & Delhi, Uttar Pradesh, Rajasthan, Vidarbha, Chhattisgarh, Sub-Himalayan West Bengal & Sikkim, Odisha, Assam & Meghalaya, Nagaland, Manipur, Mizoram & Tripura, Madhya Maharashtra, Marathwada and South Interior Karnataka.



Thunderstorm accompanied with lightning at isolated places over Jammu & Kashmir, Ladakh, Gilgit-Baltistan, Muzaffarabad, Himachal Pradesh, Uttarakhand, Andaman & Nicobar Islands, Arunachal Pradesh, Coastal & North Interior Karnataka, Tamilnadu, Puducherry & Karaikal and Kerala & Mahe..



Heavy rainfall very likely at isolated places over Assam & Meghalaya.



Heat wave conditions very likely to develop in isolated pockets over Saurashtra & Kutch.

## Generating Outage Summary in MW

Region	Central Sector	State Sector	Sub Total	Previous
NR	6,838.00	18,723.00	25,561.00	25,500.00
WR	19,482.00	26,132.00	45,614.00	45,739.00
SR	8,482.00	13,738.00	22,220.00	22,220.00
ER	1,530.00	6,662.00	8,192.00	9,237.00
NER	649.00	11.00	660.00	660.00
<b>Total</b>	<b>36,981.00</b>	<b>65,266.00</b>	<b>102,247.00</b>	<b>103,356.00</b>

DISCLAIMER: Kreate Energy (I) Pvt. Ltd. has taken due care and caution in compilation and reporting of data as has been obtained from various sources including which it considers reliable and first hand. However, Kreate Energy (I) Pvt. Ltd. does not guarantee the accuracy, adequacy or completeness of any information and it not responsible for errors or omissions or for the results obtained from the use of such information and especially states that it has no financial liability whatsoever to the users of this report. This research and information does not constitute recommendation or advice for trading or investment purposes and therefore Kreate Energy (I) Pvt. Ltd. will not be liable for any loss accrued as a result of a trading/investment activity that is undertaken on the basis of information contained in this report.

© Kreate Energy (I) Pvt. Ltd. | All rights reserved

Thank You..