



.Kreate

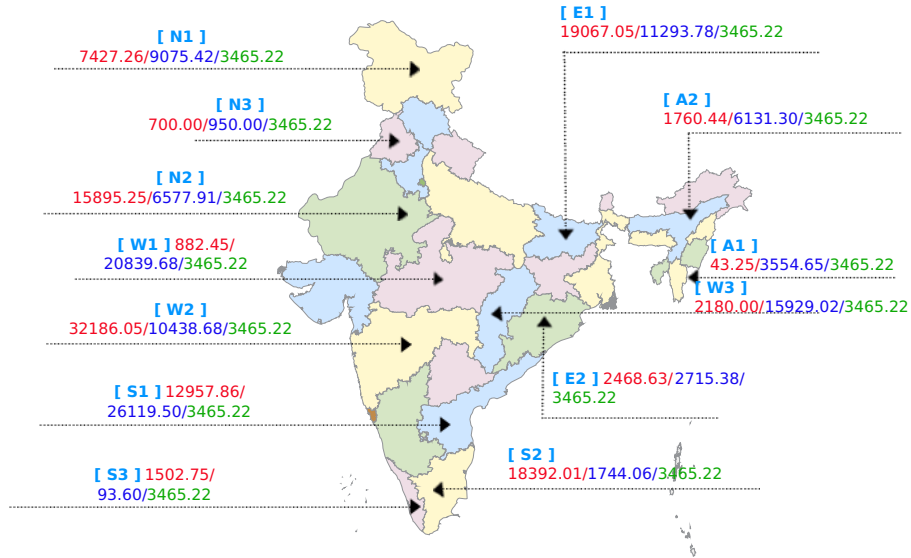
Daily power market report

Tuesday , January 22, 2019

Kreate Energy (I) Pvt. Ltd. | Formerly known as Mittal Processors Pvt. Ltd.
1002, 1004, 10th Floor, Antriksh Bhawan, 22 KG Marg, New Delhi - 110001 India

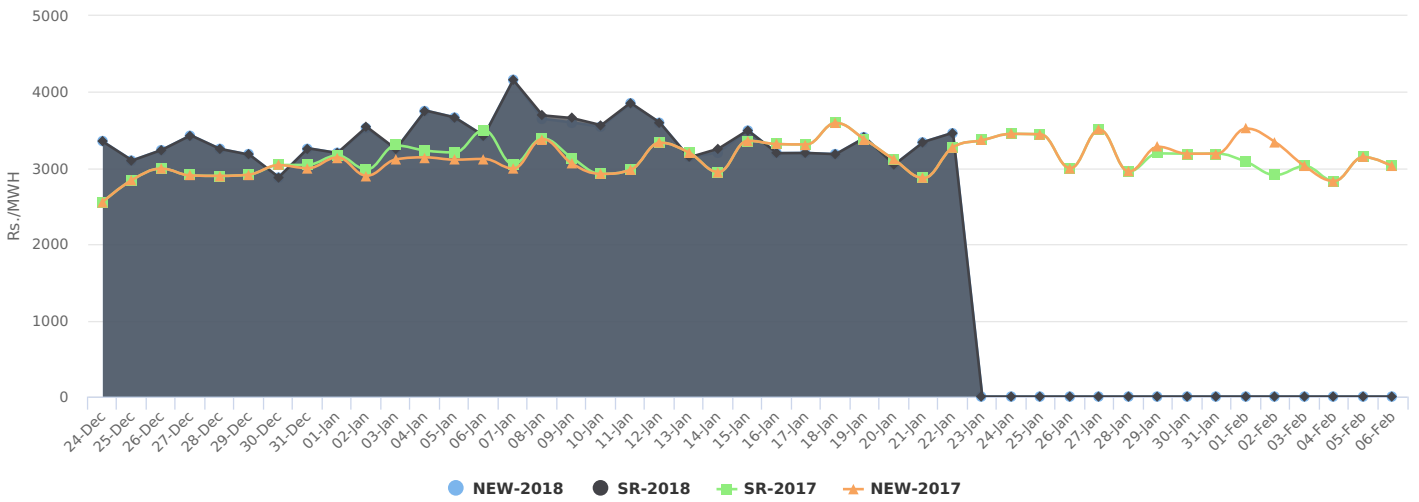
Tel/Fax: +91 11 66666999 | Email: info@kreateglobal.com | Website: www.kreateglobal.com

Average Price and Volume comparison for IEX Buy Bid (MWh)/Sell Bid (MWh)/Avg.Price (INR/MWh)

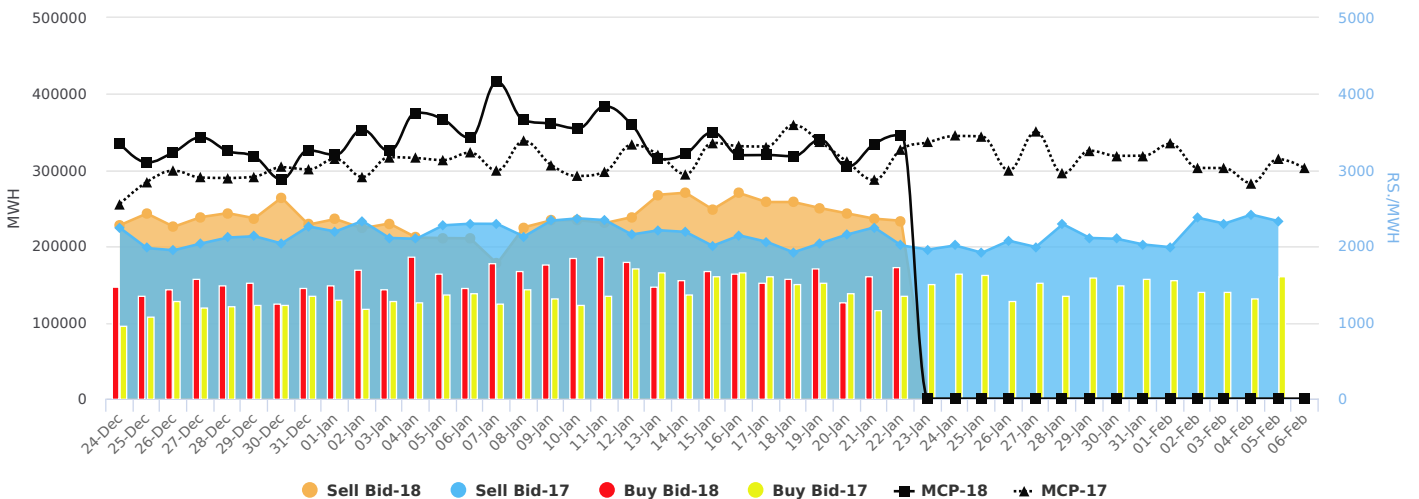


No Congestion has been reported for 22.01.2019

45 Days Average Clearing Prices at IEX:New Grid & SR rate



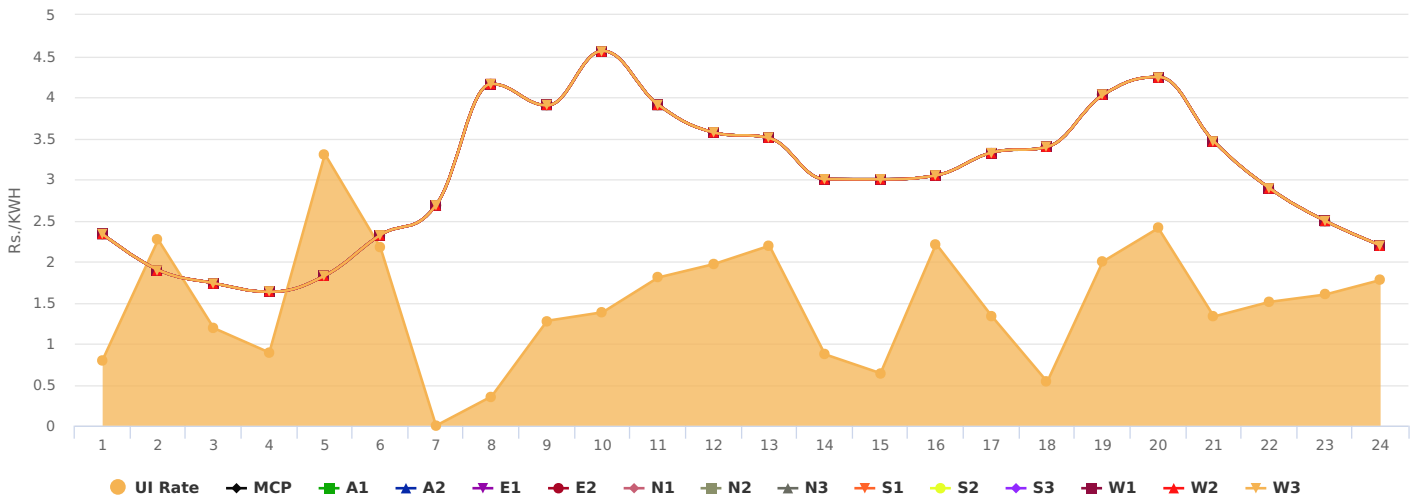
Market Snapshot of last 45 Days



Region wise top buyer and seller on Exchange

Region	22-Jan-19				21-Jan-19			
	Top Seller		Top Buyer		Top Seller		Top Buyer	
	Name	MUs	Name	MUs	Name	MUs	Name	MUs
NR	HARYANA	4.74	RAJASTHAN	10.18	DELHI	7.50	RAJASTHAN	9.59
SR	SGPLNLR	17.18	TNEB	18.39	SGPLNLR	17.42	TNEB	16.89
ER	TUL	4.42	BSPHCL	8.13	TUL	4.06	BSPHCL	8.13
WR	MADHYA PRADESH	9.58	MAHARASHTRA	15.12	DB POWER	9.15	MAHARASHTRA	11.56

DSM charges comparison with daily avg price of IEX 20-Jan-19



Region wise top Over Drawing & Under Drawing States

Region	21-Jan-19				20-Jan-19			
	Under Drawal		Over Drawal		Under Drawal		Over Drawal	
	State	MUs	State	MUs	State	MUs	State	MUs
NR	Rajasthan	-3.70	Uttarakhand	0.30	Delhi	-1.80	Uttarakhand	0.30
WR	MP	-2.40	Gujarat	7.30	MP	-0.90	Chhattisgarh	2.80
SR	Pondicherry	-0.30	Kerala	0.70	Karnataka	-0.40	Kerala	0.50
ER	Odisha	-2.30	West Bengal	1.40	Bihar	-1.10	Jharkhand	0.60
NER	Meghalaya	-0.10	Assam	1.50	Meghalaya	-0.10	Assam	1.00


Congestion Report

Corridor	Max.ATC[MW]		Max[MW]		Energy[MUs]	
	Import	Export	Import	Export	Import	Export
NR to ER (Import) & ER to NR (Export)	1800.00	4950.00	99.00	4156.00	1.40	69.10
WR-ER (Import) & ER-WR (Export)	No Limits Specified	No Limits Specified	1588.00	908.00	20.80	7.30
SR to ER (Import) & ER to SR (Export)	No Limits Specified	4550.00	256.00	4382.00	2.30	81.70
NER to ER (Import) & ER to NER (Export)	1805.00	1835.00	826.00	77.00	13.40	0.00
NR to WR (Import) & WR to NR (Export)	2000.00	10800.00	2589.00	7712.00	39.50	154.10
SR to WR (Import) & WR to SR (Export)	No Limits Specified	4700.00	1395.00	5102.00	14.90	68.20

Latest power Sector & Weather News



- Kashmir to get additional 100 MW power
- Govt signs long-term contract with Uzbek for uranium supply
- Chandigarh: No extension of new deadline for installing solar power plants
- Vikram Solar commissions 20 MW solar projects for WBSEDCL



- Heavy to very heavy rain/snow at isolated places very likely over Jammu & Kashmir and Himachal Pradesh and heavy rain/snow over Uttarakhand.
- Heavy rain at isolated places very likely over Punjab and Haryana, Chandigarh & Delhi.

Generating Outage Summary in MW

Region	Central Sector	State Sector	Sub Total	Previous
NR	3,370.00	11,470.00	14,840.00	1,367.00
WR	15,227.00	15,118.00	30,345.00	30,345.00
SR	6,602.00	10,680.00	17,282.00	17,282.00
ER	2,515.00	4,165.00	6,680.00	8,330.00
NER	292.00	50.00	342.00	342.00
Total	28,006.00	41,483.00	69,489.00	57,666.00

DISCLAIMER: Kreate Energy (I) Pvt. Ltd. has taken due care and caution in compilation and reporting of data as has been obtained from various sources including which it considers reliable and first hand. However, Kreate Energy (I) Pvt. Ltd. does not guarantee the accuracy, adequacy or completeness of any information and it not responsible for errors or omissions or for the results obtained from the use of such information and especially states that it has no financial liability whatsoever to the users of this report. This research and information does not constitute recommendation or advice for trading or investment purposes and therefore Kreate Energy (I) Pvt. Ltd. will not be liable for any loss accrued as a result of a trading/investment activity that is undertaken on the basis of information contained in this report.