



.Kreate

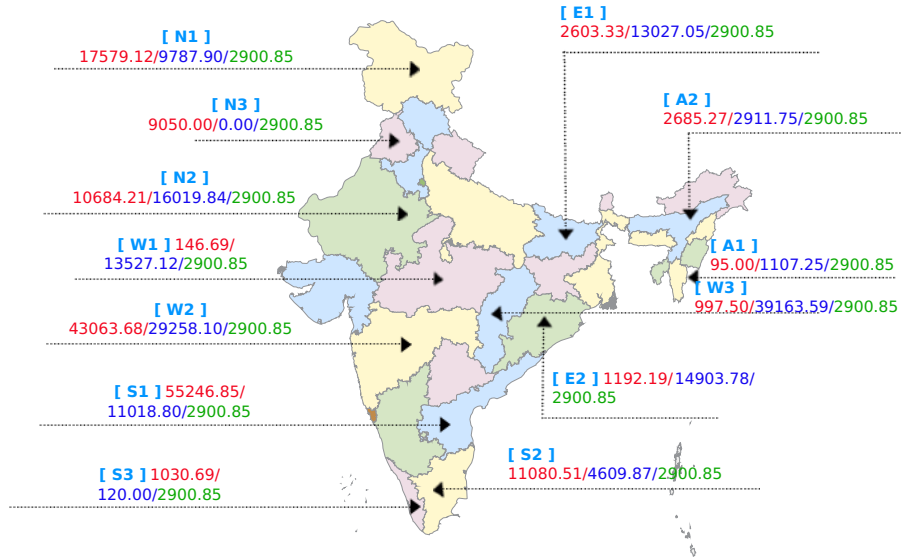
Daily power market report

Monday , February 24, 2020

Kreate Energy (I) Pvt. Ltd. | Formerly known as Mittal Processors Pvt. Ltd.
1002, 1004, 10th Floor, Antriksh Bhawan, 22 KG Marg, New Delhi - 110001 India

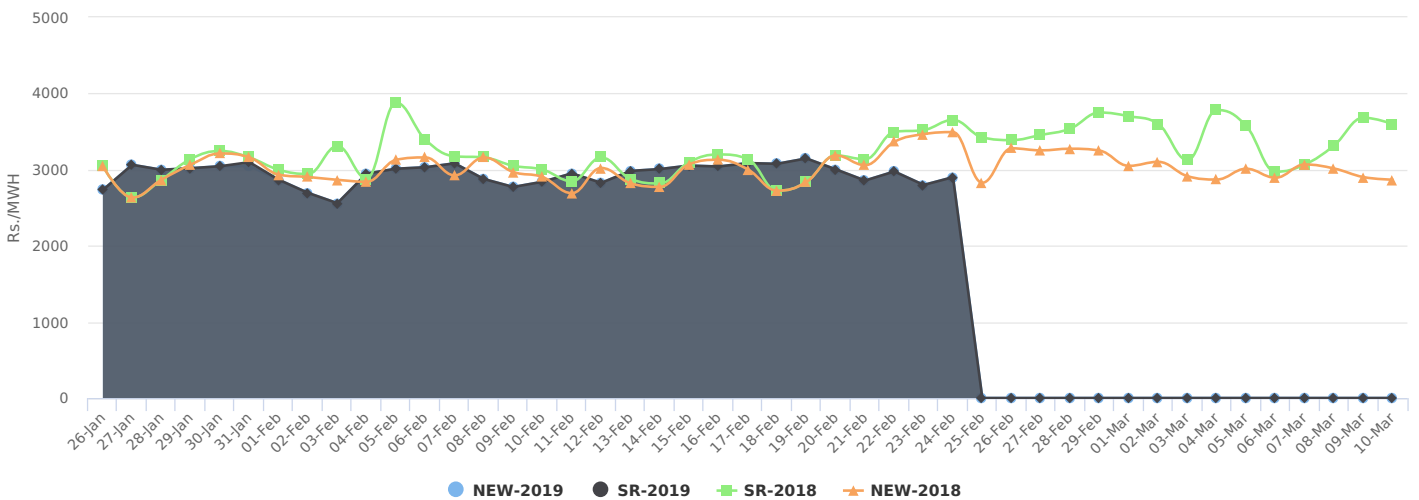
Tel/Fax: +91 11 66666999 | Email: info@kreateglobal.com | Website: www.kreateglobal.com

Average Price and Volume comparison for IEX Buy Bid (MWh)/Sell Bid (MWh)/Avg.Price (INR/MWh)

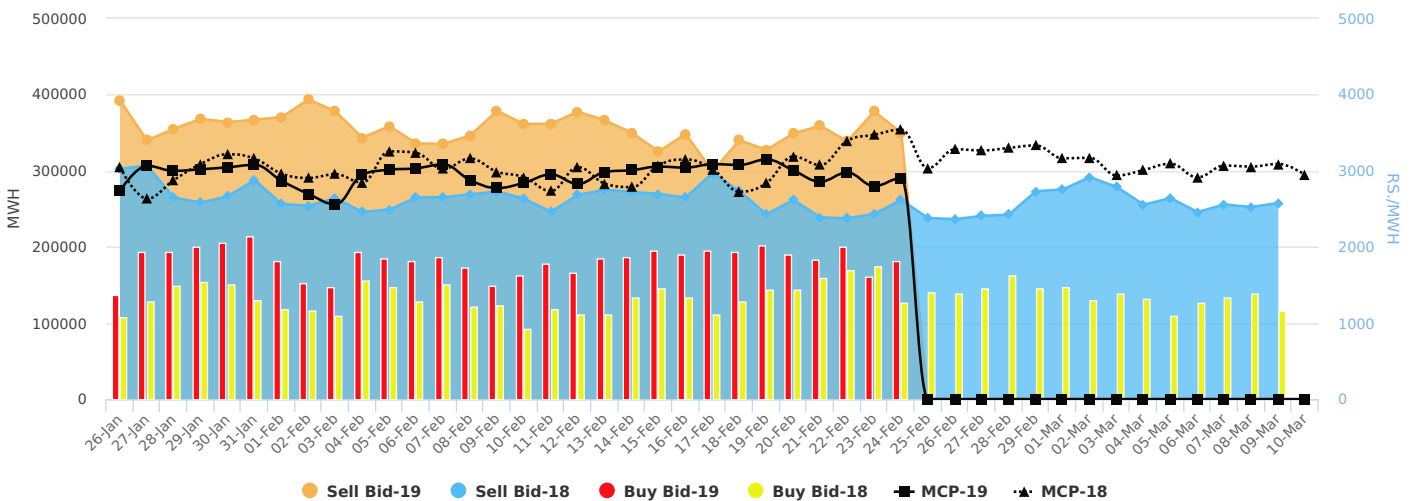


No Congestion has been reported by NLDC for DD 24.02.2020.

45 Days Average Clearing Prices at IEX:New Grid & SR rate



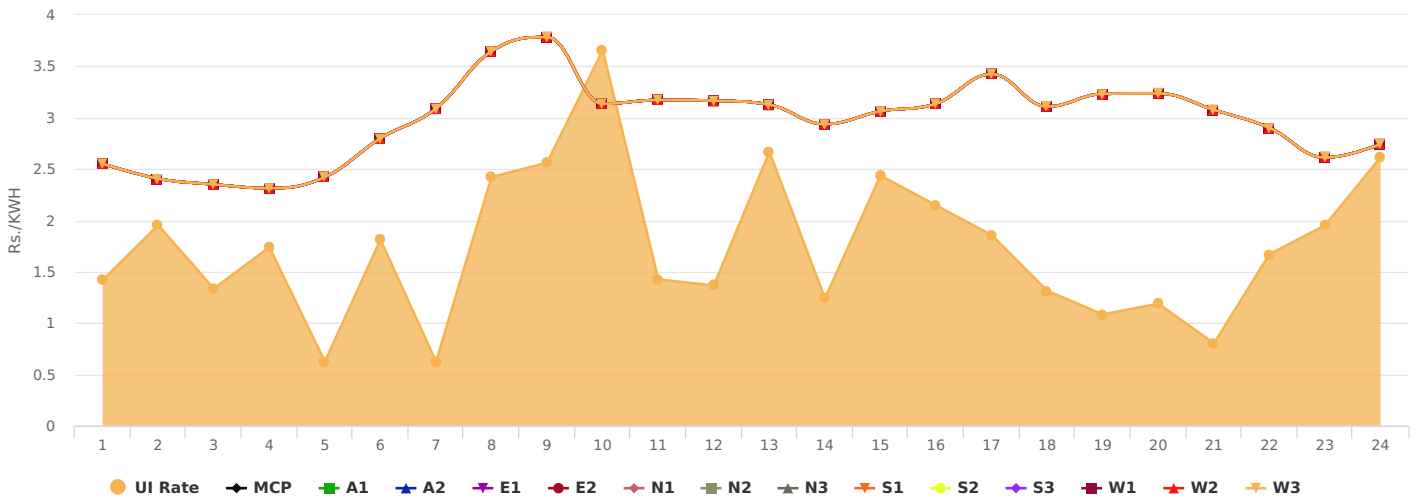
Market Snapshot of last 45 Days



Region wise top buyer and seller on Exchange

Region	24-Feb-20				23-Feb-20			
	Top Seller		Top Buyer		Top Seller		Top Buyer	
	Name	MUs	Name	MUs	Name	MUs	Name	MUs
WR	ADANI POWER II	15.23	MAHARASHTRA	20.26	ADANI STAGE-2	14.83	MAHARASHTRA	15.12
NR	HP	5.46	J&K	12.28	UTTAR PRADESH	6.87	J&K	12.13
SR	SEIL_PROJECT2	4.61	TSTRANSCO	47.95	SEIL_PROJECTS2	3.84	TSTRANSCO	41.33
NER	ASSAM	2.81	ASSAM	1.83	ASSAM	22.80	ASSAM	19.60
ER	JITPL	7.78	BSPHCL	1.61	JITPL	5.97	BSPHCL	2.51

DSM charges comparison with daily avg price of IEX 22-Feb-20



Region wise top Over Drawing & Under Drawing States

Region	23-Feb-20				22-Feb-20			
	Under Drawal		Over Drawal		Under Drawal		Over Drawal	
	State	MUs	State	MUs	State	MUs	State	MUs
NR	Rajasthan	-2.10	Haryana	0.70	Delhi	-1.30	UP	1.40
WR	MP	-5.30	Gujarat	5.00	MP	-4.70	Gujarat	3.90
SR	Karnataka	-0.60	Tamil Nadu	1.40	Pondy	-0.50	Kerala	2.40
ER	West Bengal	-1.00	Odisha	0.00	Bihar	-1.20	DVC	0.00
NER	Mizoram	-0.20	Tripura	0.10	Manipur	-0.30	Mizoram	0.30

Congestion Report

Corridor	Max.ATC[MW]		Max[MW]		Energy[MUs]	
	Import	Export	Import	Export	Import	Export
NR to ER (Import) & ER to NR (Export)	1800.00	4950.00	583.00	3804.00	0.90	50.90
WR-ER (Import) & ER-WR (Export)	No Limits Specified	No Limits Specified	3615.00	439.00	49.00	3.90
SR to ER (Import) & ER to SR (Export)	No Limits Specified	4700.00	1.00	6614.00	0.00	125.50
NER to ER (Import) & ER to NER (Export)	2355.00	1325.00	0.00	1565.00	0.00	26.00
NR to WR (Import) & WR to NR (Export)	2000.00	14400.00	2914.00	10464.00	37.50	177.80
SR to WR (Import) & WR to SR (Export)	No Limits Specified	5050.00	1386.00	6230.00	16.40	84.80

Latest power Sector & Weather News



MNRE and NTPC to launch Hydrogen Fuel Cell Bus project in Leh: MNRE Secy



SECI's 1.2k-MW tender draws strong interest



Rajasthan: Rs 2,000 crore to reboot power distribution network



Power demand up 7.5 per cent in February



Thunderstorm accompanied with lightning & hail very likely at isolated places over East Madhya Pradesh, Chhattisgarh and Jharkhand; with lightning & gusty wind (speed reaching 30-40 kmph) at isolated places over East Uttar Pradesh and with lightning at isolated places over Bihar, West Bengal & Sikkim, Odisha and Assam & Meghalaya.

Generating Outage Summary in MW

Region	Central Sector	State Sector	Sub Total	Previous
NR	5,009.00	14,445.00	19,454.00	20,714.00
WR	11,885.00	15,730.00	27,615.00	28,473.00
SR	5,402.00	9,125.00	14,527.00	14,567.00
ER	2,280.00	4,870.00	7,150.00	7,050.00
NER	1,090.00	11.00	1,101.00	1,101.00
Total	25,666.00	44,181.00	69,847.00	71,905.00

DISCLAIMER: Kreate Energy (I) Pvt. Ltd. has taken due care and caution in compilation and reporting of data as has been obtained from various sources including which it considers reliable and first hand. However, Kreate Energy (I) Pvt. Ltd. does not guarantee the accuracy, adequacy or completeness of any information and it not responsible for errors or omissions or for the results obtained from the use of such information and especially states that it has no financial liability whatsoever to the users of this report. This research and information does not constitute recommendation or advice for trading or investment purposes and therefore Kreate Energy (I) Pvt. Ltd. will not be liable for any loss accrued as a result of a trading/investment activity that is undertaken on the basis of information contained in this report.