

The background of the cover is a photograph of a high-voltage power transmission tower. The tower is a complex lattice structure of dark metal, silhouetted against a sky that transitions from a deep blue at the top to a soft pink and purple at the bottom, suggesting a sunset or sunrise. Several power lines are visible, extending from the tower towards the left side of the frame.

.Kreate

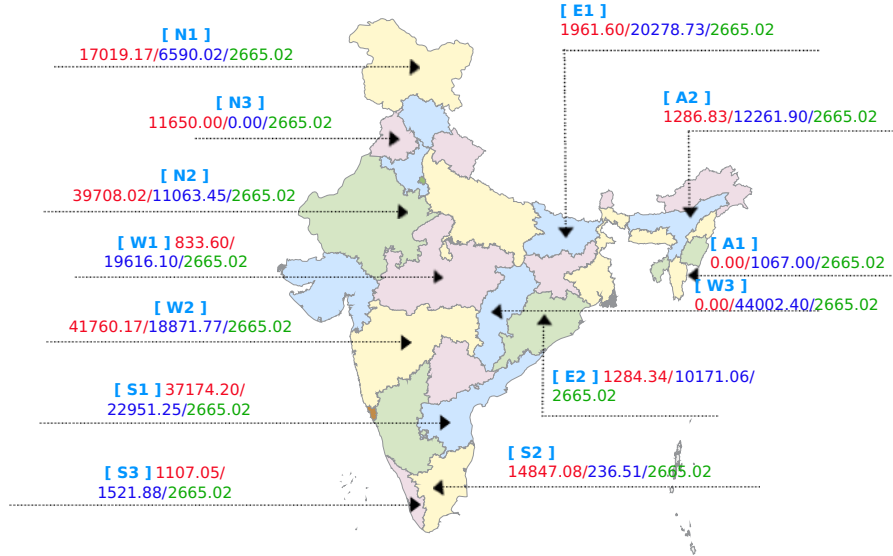
Daily power market report

Tuesday , October 27, 2020

Kreate Energy (I) Pvt. Ltd. | Formerly known as Mittal Processors Pvt. Ltd.
1002, 1004, 10th Floor, Antriksh Bhawan, 22 KG Marg, New Delhi - 110001 India

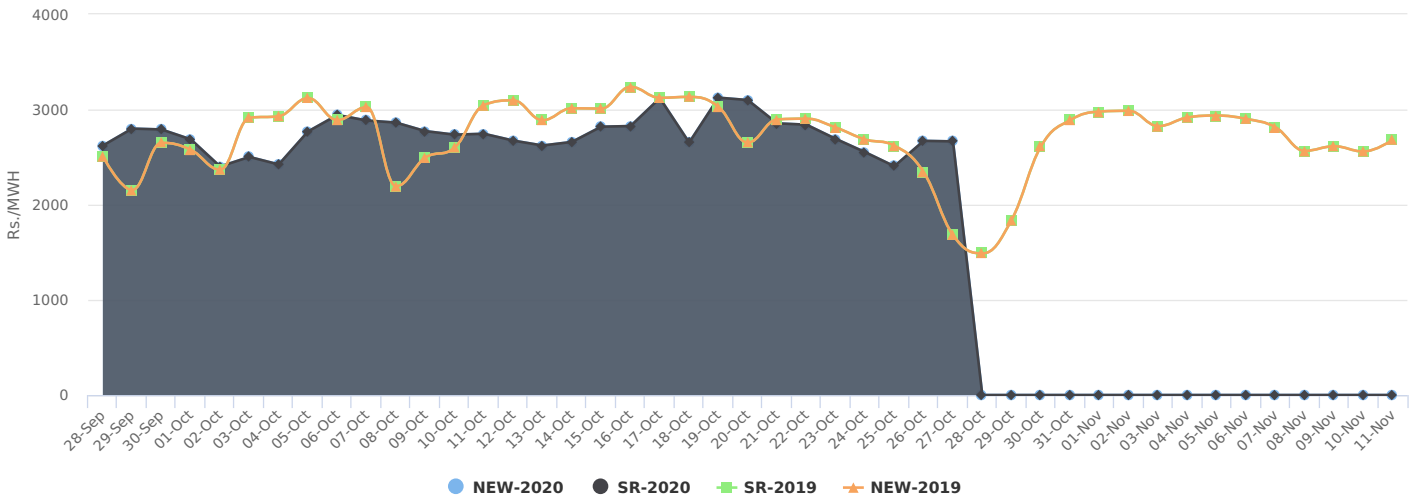
Tel/Fax: +91 11 66666999 | Email: info@kreateglobal.com | Website: www.kreateglobal.com

Average Price and Volume comparison for IEX Buy Bid (MWh)/Sell Bid (MWh)/Avg.Price (INR/MWh)

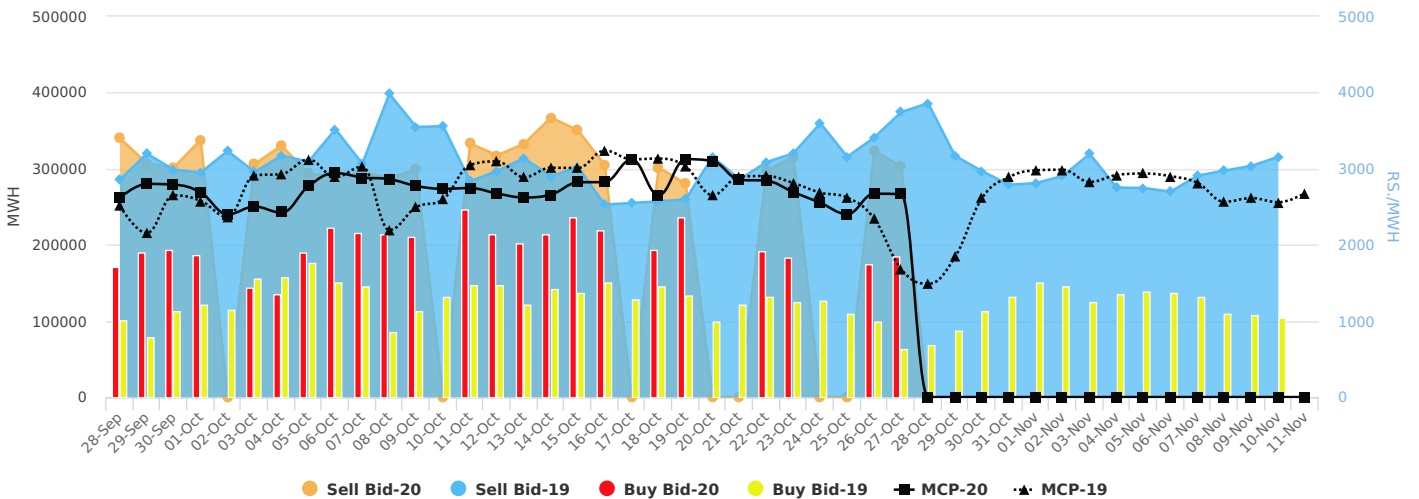


No Congestion has been reported by NLDC for DD 27.10.2020

45 Days Average Clearing Prices at IEX:New Grid & SR rate



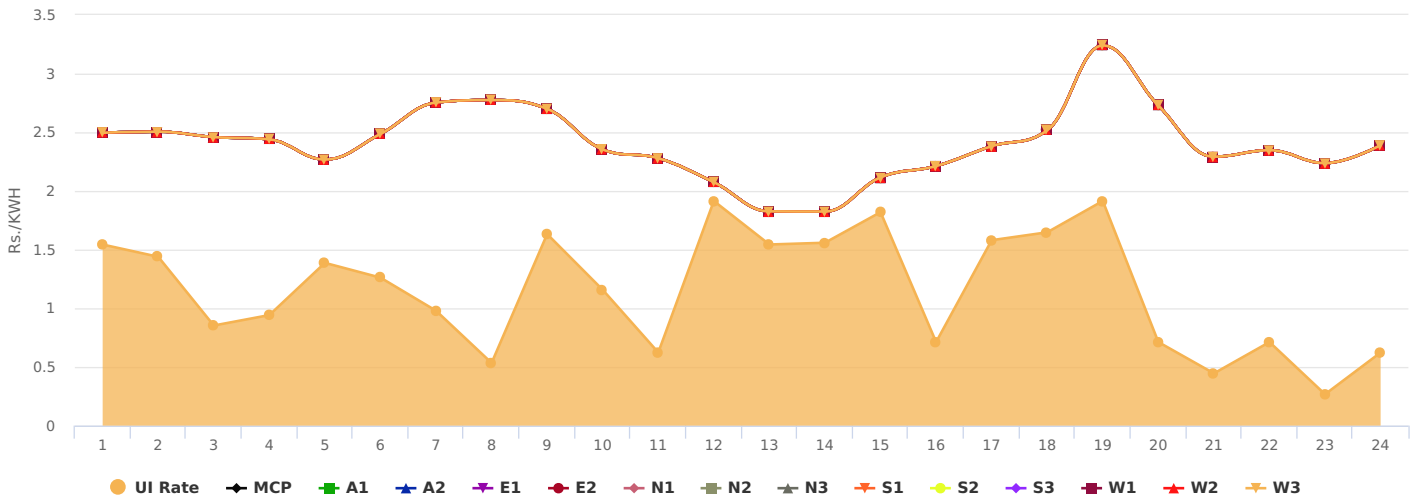
Market Snapshot of last 45 Days



Region wise top buyer and seller on Exchange

Region	27-Oct-20				26-Oct-20			
	Top Seller		Top Buyer		Top Seller		Top Buyer	
	Name	MUs	Name	MUs	Name	MUs	Name	MUs
NR	UPPCL	8.51	RAJASTHAN	17.92	UPPCL	1.18	JK&LADAKH	4.87
WR	MPSEB	7.04	GEB	28.52	MPSEB	6.74	CSEB	3.38
SR	KPTCL	4.19	APTRANSCO	29.15	KPTCL	4.23	APTRANSCO	28.66
ER	ODISHA	7.55	BSPHCL	1.52	ODISHA	7.52	WBSETCL	2.00
NER	ASSAM	5.12	ASSAM	1.06	ASSAM	5.76	MEGHALAYA	3.57

DSM charges comparison with daily avg price of IEX 25-Oct-20



Region wise top Over Drawing & Under Drawing States

Region	26-Oct-20				25-Oct-20			
	Under Drawal		Over Drawal		Under Drawal		Over Drawal	
	State	MUs	State	MUs	State	MUs	State	MUs
NR	Punjab	-0.80	Uttarakhand	1.10	Uttar Pradesh	67.00	Haryana	23.00
NER	Tripura	-0.40	Mizoram	0.60	-	-	-	-
SR	Puducherry	-0.50	Telangana	1.50	-	-	-	-
ER	Bihar	-4.00	Tamil Nadu	1.00	-	-	-	-
WR	MP	-4.20	Gujarat	1.30	-	-	-	-

Congestion Report

Corridor	Max.ATC[MW]		Max[MW]		Energy[MUs]	
	Import	Export	Import	Export	Import	Export
ER-NR	1800.00	5950.00	100.00	6277.00	0.50	102.30
ER-WR	No Limits Specified	No Limits Specified	2004.00	2054.00	11.90	6.40
ER-SR	No Limits Specified	5700.00	906.00	4439.00	0.00	82.20
ER-NER	1865.00	1755.00	116.00	886.00	0.00	4.10
WR-NR	2000.00	17650.00	2442.00	12294.00	39.60	224.30
WR-SR	4200.00	6450.00	1948.00	6504.00	7.20	72.40

Latest power Sector & Weather News



Coastal power plants scale up coal imports, as freight, other imposts jack up local fuel prices



NHPC plans to develop 600-MW ultra mega solar park in Uttar Pradesh



Jharkhand CM seeks PM talks over power dues auto-debit



Over 1 crore consumers never paid their power bills in UP



Heavy rainfall very likely at isolated places over Kerala & Mahe.



Thunderstorm with lightning very likely at isolated places over Goa, Kerala & Mahe and Tamilnadu, Puducherry & Karaikal.

Generating Outage Summary in MW

Region	Central Sector	State Sector	Sub Total	Previous
NR	6,270.00	14,699.00	20,969.00	20,869.00
NER	660.00	11.00	671.00	921.00
SR	10,442.00	14,228.00	24,670.00	26,730.00
ER	1,700.00	6,805.00	8,505.00	0.00
WR	15,905.00	13,932.00	29,837.00	30,937.00
Total	34,977.00	49,675.00	84,652.00	79,457.00

DISCLAIMER: Kreate Energy (I) Pvt. Ltd. has taken due care and caution in compilation and reporting of data as has been obtained from various sources including which it considers reliable and first hand. However, Kreate Energy (I) Pvt. Ltd. does not guarantee the accuracy, adequacy or completeness of any information and it not responsible for errors or omissions or for the results obtained from the use of such information and especially states that it has no financial liability whatsoever to the users of this report. This research and information does not constitute recommendation or advice for trading or investment purposes and therefore Kreate Energy (I) Pvt. Ltd. will not be liable for any loss accrued as a result of a trading/investment activity that is undertaken on the basis of information contained in this report.