

The background of the cover is a photograph of a high-voltage power transmission tower. The tower is a complex lattice structure of dark metal, silhouetted against a sky that transitions from a deep blue at the top to a soft pink and purple at the bottom, suggesting a sunset or sunrise. The tower's lines and insulators are clearly visible, extending from the bottom right towards the top left of the frame.

**.Kreate**

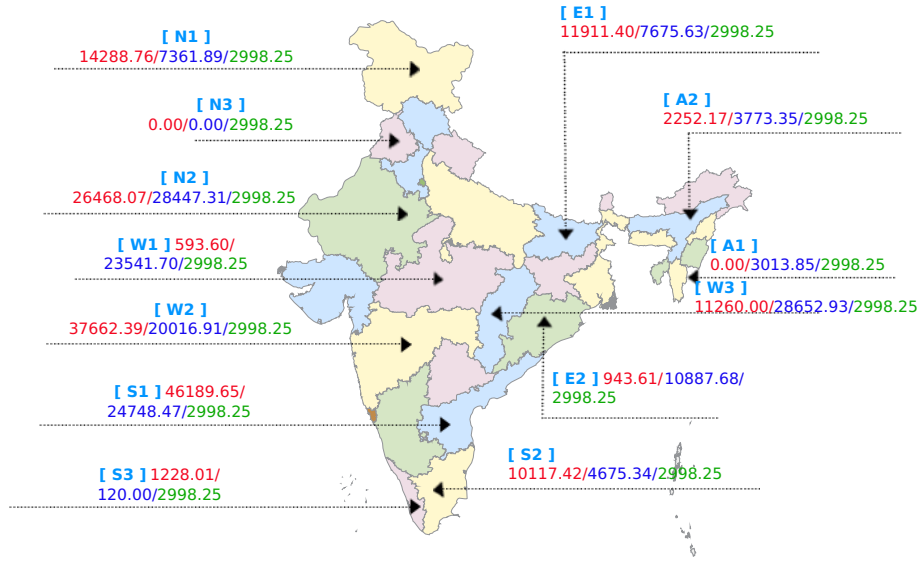
# Daily power market report

Tuesday , January 28, 2020

Kreate Energy (I) Pvt. Ltd. | Formerly known as Mittal Processors Pvt. Ltd.  
1002, 1004, 10<sup>th</sup> Floor, Antriksh Bhawan, 22 KG Marg, New Delhi - 110001 India

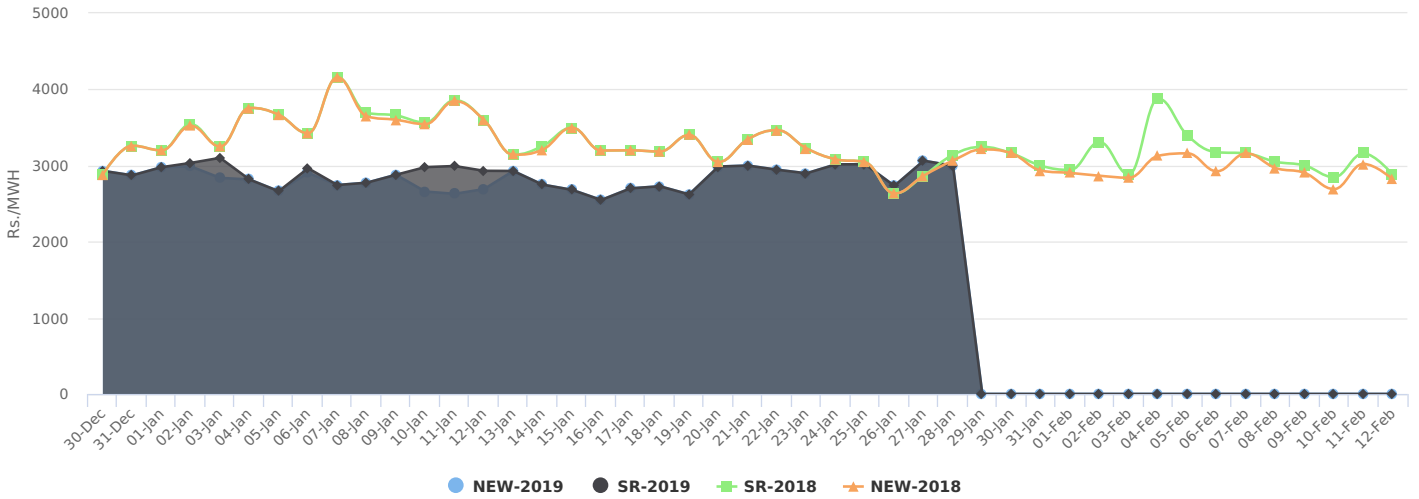
Tel/Fax: +91 11 66666999 | Email: [info@kreateglobal.com](mailto:info@kreateglobal.com) | Website: [www.kreateglobal.com](http://www.kreateglobal.com)

# Average Price and Volume comparison for IEX Buy Bid (MWh)/Sell Bid (MWh)/Avg.Price (INR/MWh)

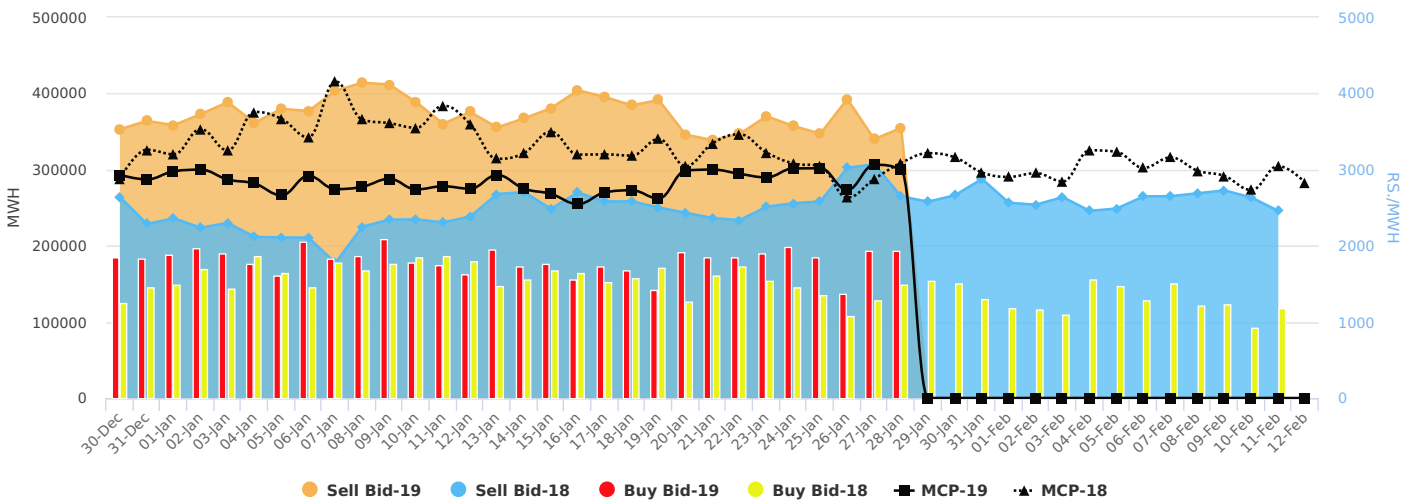


No Congestion has been reported by NLDC for DD 28.01.2020

## 45 Days Average Clearing Prices at IEX:New Grid & SR rate



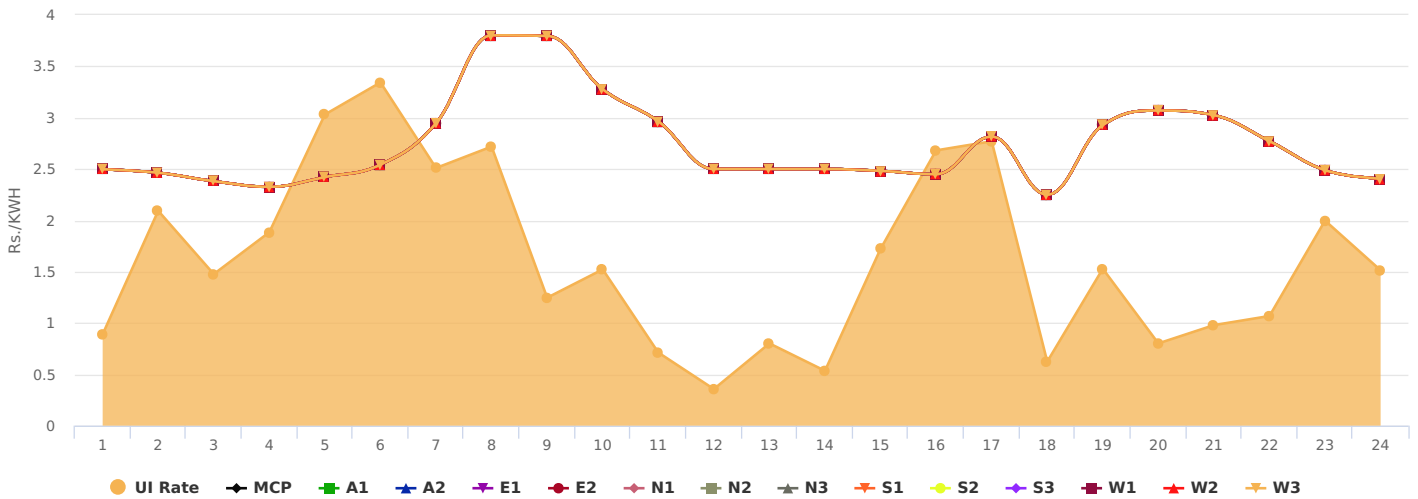
## Market Snapshot of last 45 Days



### Region wise top buyer and seller on Exchange

Region	28-Jan-20				27-Jan-20			
	Top Seller		Top Buyer		Top Seller		Top Buyer	
	Name	MUs	Name	MUs	Name	MUs	Name	MUs
NR	UPPCL	15.62	DELHI	8.59	UPPCL	8.09	JU0026K	12.24
SR	SEIL_PROJECT2	18.18	TSTRANSCO	35.85	SEIL_PROJECT2	18.13	TSTRANSCO	30.11
ER	ODISHA	5.53	BIHAR	6.98	ODISHA	6.98	BSPHCL	6.39
WR	ADANI POWER II	15.00	MAHARASHTRA	17.19	ADANI POWER II	16.38	GUJARAT	17.79

### DSM charges comparison with daily avg price of IEX 26-Jan-20



### Region wise top Over Drawing & Under Drawing States

Region	27-Jan-20				26-Jan-20			
	Under Drawal		Over Drawal		Under Drawal		Over Drawal	
	State	MUs	State	MUs	State	MUs	State	MUs
NR	Rajasthan	-2.70	Chandigarh	0.50	Delhi	-1.60	UP	1.40
WR	MP	-4.40	Gujarat	4.60	MP	-3.50	Gujarat	2.60
SR	Karnataka	-0.30	Kerala	1.60	Karnataka	-1.10	Kerala	0.60
ER	West Bengal	-0.60	Odisha	0.80	West Bengal	-0.60	Bihar	1.20
NER	Mizoram	-0.60	Assam	0.80	Manipur	-0.30	Assam	1.10



## Congestion Report

Corridor	Max.ATC[MW]		Max[MW]		Energy[MUs]	
	Import	Export	Import	Export	Import	Export
NR to ER (Import) & ER to NR (Export)	1800.00	4950.00	180.00	5652.00	0.70	74.30
WR-ER (Import) & ER-WR (Export)	No Limits Specified	No Limits Specified	2831.00	963.00	28.40	5.80
SR to ER (Import) & ER to SR (Export)	No Limits Specified	4700.00	397.00	6002.00	0.00	104.80
NER to ER (Import) & ER to NER (Export)	2355.00	1325.00	365.00	566.00	1.40	0.00
NR to WR (Import) & WR to NR (Export)	2000.00	14400.00	3158.00	11945.00	46.30	194.10
SR to WR (Import) & WR to SR (Export)	No Limits Specified	5050.00	1066.00	5225.00	6.30	75.50

## Latest power Sector & Weather News



BHEL Seeks Cable Suppliers for 175 MW of Solar Projects in Gujarat



Rajasthan's discom earns Rs 3 crore fine from theft cases



CESC drops plans to separate distribution and generation biz



Uttarakhand power firms set to put a cap on quantity of electricity given to its staff



Under the influence of Western Disturbance as a cyclonic circulation over Afghanistan & neighbourhood with a trough aloft in mid & upper tropospheric levels runs roughly along Longitude 66°E to the north of Latitude 25°N and induced cyclonic circulation over West Rajasthan & neighbourhood at lower tropospheric levels, fairly widespread to widespread rain/snow very likely to occur over Western Himalayan Region on 28th & 29th January with possibility of isolated heavy falls and thunderstorm accomp



Light to moderate scattered/fairly widespread rain/thunderstorm very likely over northern plains during next 2 days with peak activity on 28th January with very likely isolated thunderstorm accompanied with lightning & hail over plains of northwest India. Isolated to scattered rain/thunderstorm also likely over East India on 28th and scattered to fairly widespread on 29th January.



Dense fog is also very likely over plains of northwest India and northern plains during 29th to 31st January.

## Generating Outage Summary in MW

Region	Central Sector	State Sector	Sub Total	Previous
NR	5,852.00	11,325.00	17,177.00	16,776.00
WR	14,843.00	15,361.00	30,204.00	31,959.00
SR	7,732.00	5,890.00	13,622.00	14,462.00
ER	1,360.00	5,210.00	6,570.00	5,910.00
NER	613.00	112.00	725.00	725.00
<b>Total</b>	<b>30,400.00</b>	<b>37,898.00</b>	<b>68,298.00</b>	<b>69,832.00</b>

errors or omissions or for the results obtained from the use of such information and especially states that it has no financial liability whatsoever to the users of this report. This research and information does not constitute recommendation or advice for trading or investment purposes and therefore Kreate Energy (I) Pvt. Ltd. will not be liable for any loss accrued as a result of a trading/investment activity that is undertaken on the basis of information contained in this report.

© Kreate Energy (I) Pvt. Ltd. | All rights reserved

Thank You..