

The background of the entire page is a photograph of a high-voltage power transmission tower. The tower is a complex lattice structure of dark metal, silhouetted against a sky that transitions from a deep blue at the top to a soft pink and purple at the bottom, suggesting a sunset or sunrise. The tower's structure is the dominant visual element, with multiple cross-arms and insulators visible. The overall mood is industrial yet serene.

.Kreate

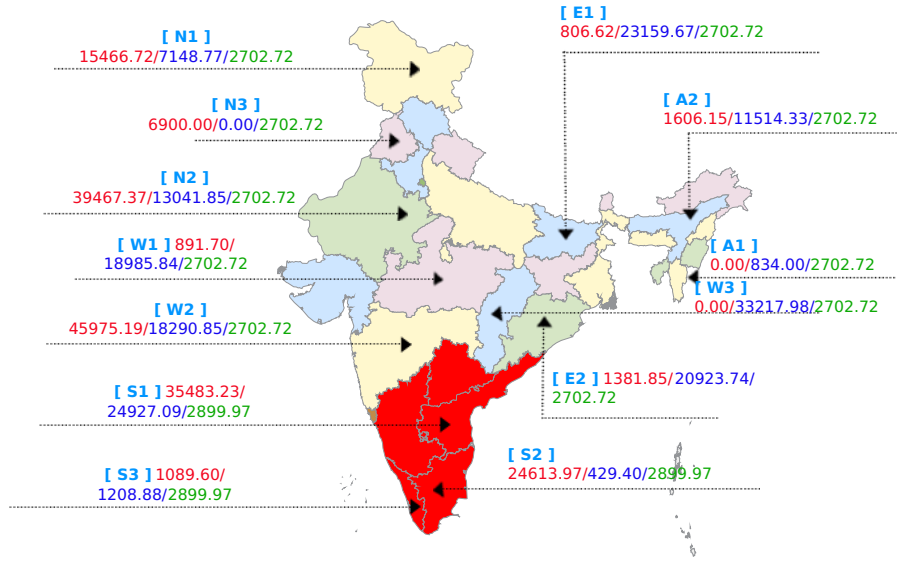
Daily power market report

Wednesday , October 28, 2020

Kreate Energy (I) Pvt. Ltd. | Formerly known as Mittal Processors Pvt. Ltd.
1002, 1004, 10th Floor, Antriksh Bhawan, 22 KG Marg, New Delhi - 110001 India

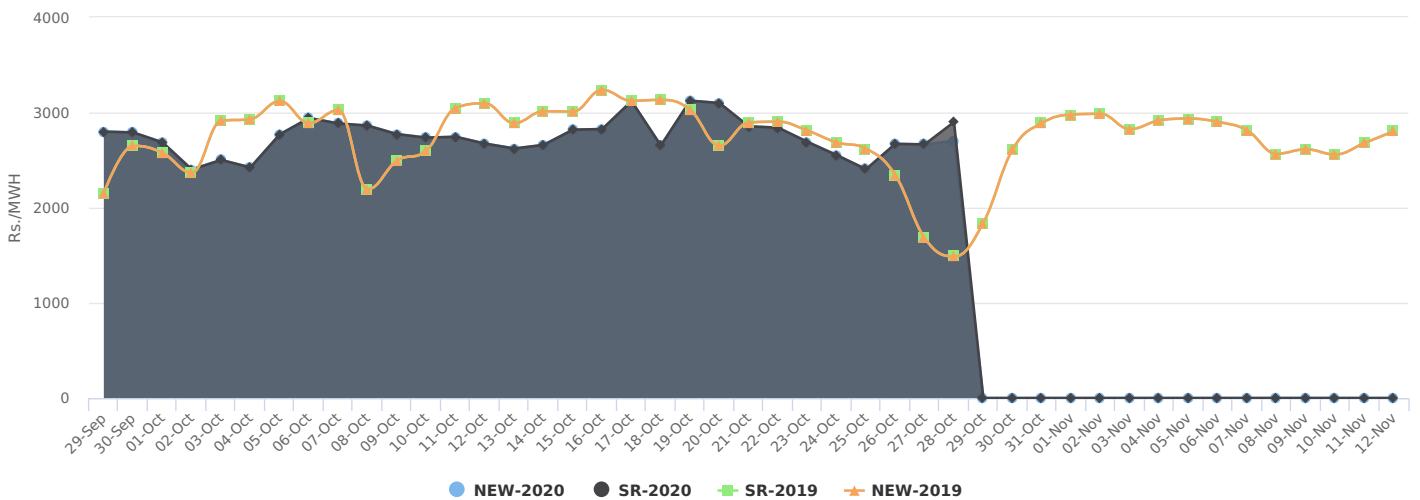
Tel/Fax: +91 11 66666999 | Email: info@kreateglobal.com | Website: www.kreateglobal.com

Average Price and Volume comparison for IEX Buy Bid (MWh)/Sell Bid (MWh)/Avg.Price (INR/MWh)

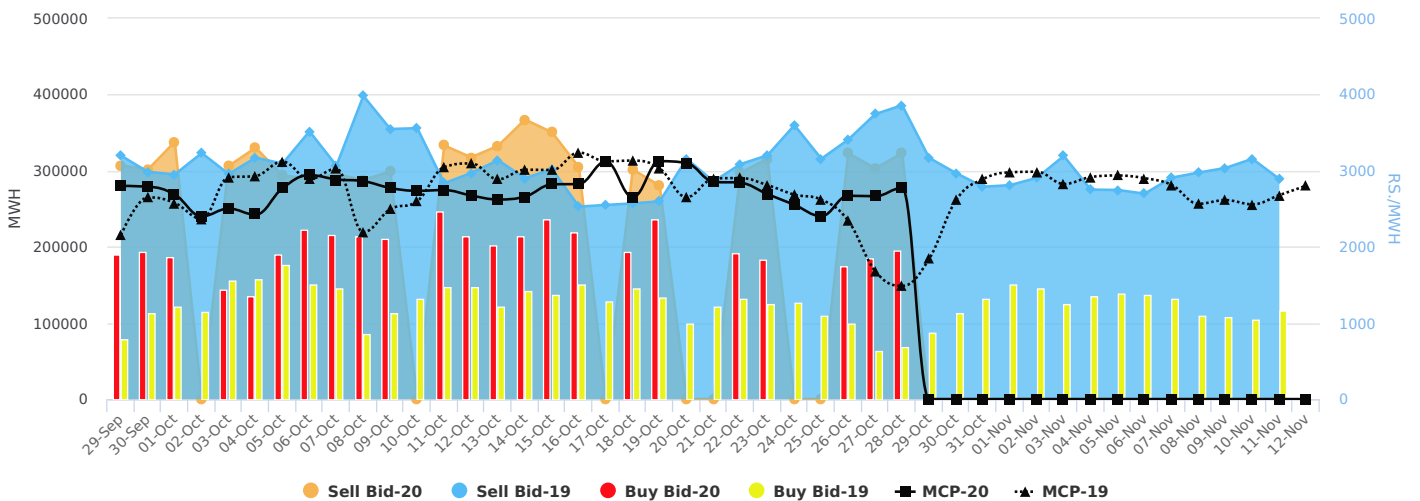


Congestion has been reported by NLDC in SR Import 18:15-22:00 hrs(74th to 88th block) for DD 28.10.2020

45 Days Average Clearing Prices at IEX:New Grid & SR rate



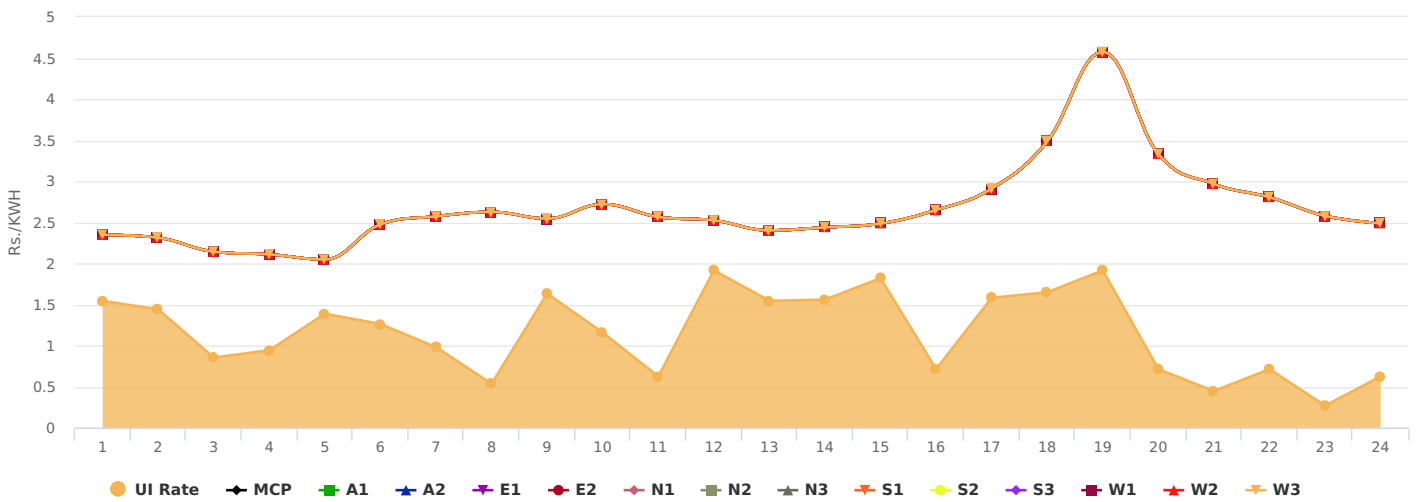
Market Snapshot of last 45 Days



Region wise top buyer and seller on Exchange

Region	28-Oct-20				27-Oct-20			
	Top Seller		Top Buyer		Top Seller		Top Buyer	
	Name	MUs	Name	MUs	Name	MUs	Name	MUs
NR	UPPCL	9.98	RAJASTHAN	15.74	UPPCL	8.51	RAJASTHAN	17.92
NER	ASSAM	5.68	ASSAM	1.34	ASSAM	5.12	ASSAM	1.06
SR	KPTCL	6.15	APTRANSCO	28.13	KPTCL	4.19	APTRANSCO	29.15
ER	ODISHA	17.58	ODISHA	1.38	ODISHA	7.55	BSPHCL	1.52
WR	MPSEB	6.61	GEB	32.21	MPSEB	7.04	GEB	28.52

DSM charges comparison with daily avg price of IEX 26-Oct-20



Region wise top Over Drawing & Under Drawing States

Region	27-Oct-20				26-Oct-20			
	Under Drawal		Over Drawal		Under Drawal		Over Drawal	
	State	MUs	State	MUs	State	MUs	State	MUs
NR	Punjab	-0.80	Rajasthan	2.30	Punjab	-0.80	Uttarakhand	1.10
NER	Arunachal Pradesh	-0.30	Mizoram	0.60	Tripura	-0.40	Mizoram	0.60
SR	Telangana	-1.40	Tamil Nadu	1.40	Puducherry	-0.50	Telangana	1.50
ER	Jharkhand	-2.20	West Bengal	0.00	Bihar	-4.00	Tamil Nadu	1.00
WR	Maharastra	-2.60	Gujarat	1.80	MP	-4.20	Gujarat	1.30

Congestion Report

Corridor	Max.ATC[MW]		Max[MW]		Energy[MUs]	
	Import	Export	Import	Export	Import	Export
ER-NR	1800.00	5950.00	46.00	6530.00	0.40	109.80
ER-WR	No Limits Specified	No Limits Specified	1984.00	17891.00	7.80	7.80
ER-SR	No Limits Specified	5700.00	903.00	5068.00	0.00	88.30
ER-NER	1865.00	1755.00	114.00	967.00	0.00	4.70
WR-NR	2000.00	17650.00	2568.00	14638.00	39.60	237.90
WR-SR	4200.00	6450.00	1416.00	7087.00	6.70	82.40

Latest power Sector & Weather News



Power play: How renewables' march could end state discom era



India adds 2,320 MW solar capacity in COVID-19-hit January-September period



Mining meet to be held soon in Delhi: Pramod Sawant



Hartek Power bags Rs 8 crore orders from Chandigarh electricity department



Heavy rainfall very likely at isolated places over south Kerala & Mahe and south Tamilnadu, Puducherry & Karaikal.



Thunderstorm with lightning very likely at isolated places over Kerala & Mahe and Tamilnadu, Puducherry & Karaikal.

Generating Outage Summary in MW

Region	Central Sector	State Sector	Sub Total	Previous
NR	6,210.00	14,679.00	20,889.00	20,969.00
NER	660.00	11.00	671.00	671.00
SR	11,542.00	13,128.00	24,670.00	24,670.00
ER	1,970.00	6,605.00	8,575.00	8,505.00
WR	15,405.00	14,392.00	29,797.00	29,837.00
Total	35,787.00	48,815.00	84,602.00	84,652.00

DISCLAIMER: Kreate Energy (I) Pvt. Ltd. has taken due care and caution in compilation and reporting of data as has been obtained from various sources including which it considers reliable and first hand. However, Kreate Energy (I) Pvt. Ltd. does not guarantee the accuracy, adequacy or completeness of any information and it not responsible for errors or omissions or for the results obtained from the use of such information and especially states that it has no financial liability whatsoever to the users of this report. This research and information does not constitute recommendation or advice for trading or investment purposes and therefore Kreate Energy (I) Pvt. Ltd. will not be liable for any loss accrued as a result of a trading/investment activity that is undertaken on the basis of information contained in this report.