

The background of the cover is a photograph of a high-voltage power transmission tower. The tower is a complex lattice structure of dark metal, silhouetted against a sky that transitions from a deep blue at the top to a soft pink and purple at the bottom, suggesting a sunset or sunrise. Several power lines are visible, extending from the tower towards the left side of the frame.

**.Kreate**

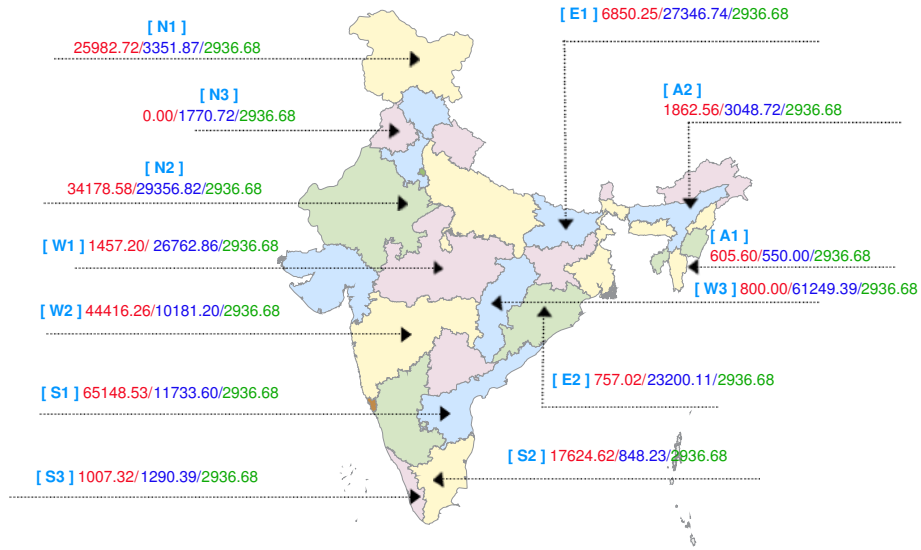
# Daily power market report

Tuesday , December 29,  
2020

Kreate Energy (I) Pvt. Ltd. | Formerly known as Mittal Processors Pvt. Ltd.  
1002, 1004, 10<sup>th</sup> Floor, Antriksh Bhawan, 22 KG Marg, New Delhi - 110001 India

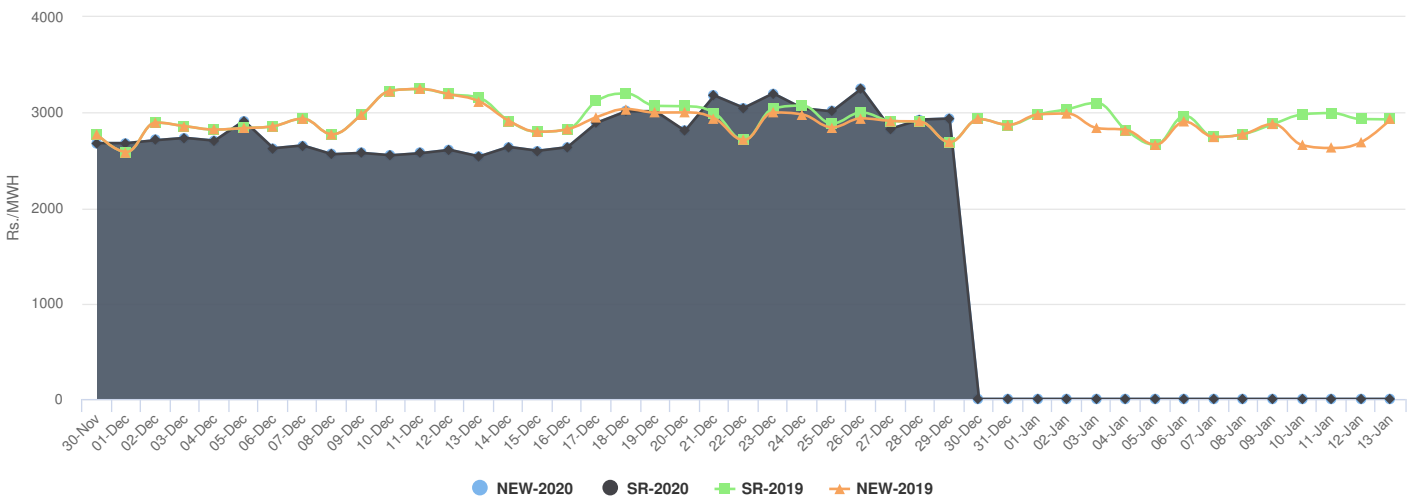
Tel/Fax: +91 11 66666999 | Email: [info@kreateglobal.com](mailto:info@kreateglobal.com) | Website: [www.kreateglobal.com](http://www.kreateglobal.com)

# Average Price and Volume comparison for IEX Buy Bid (MWh)/Sell Bid (MWh)/Avg.Price (INR/MWh)

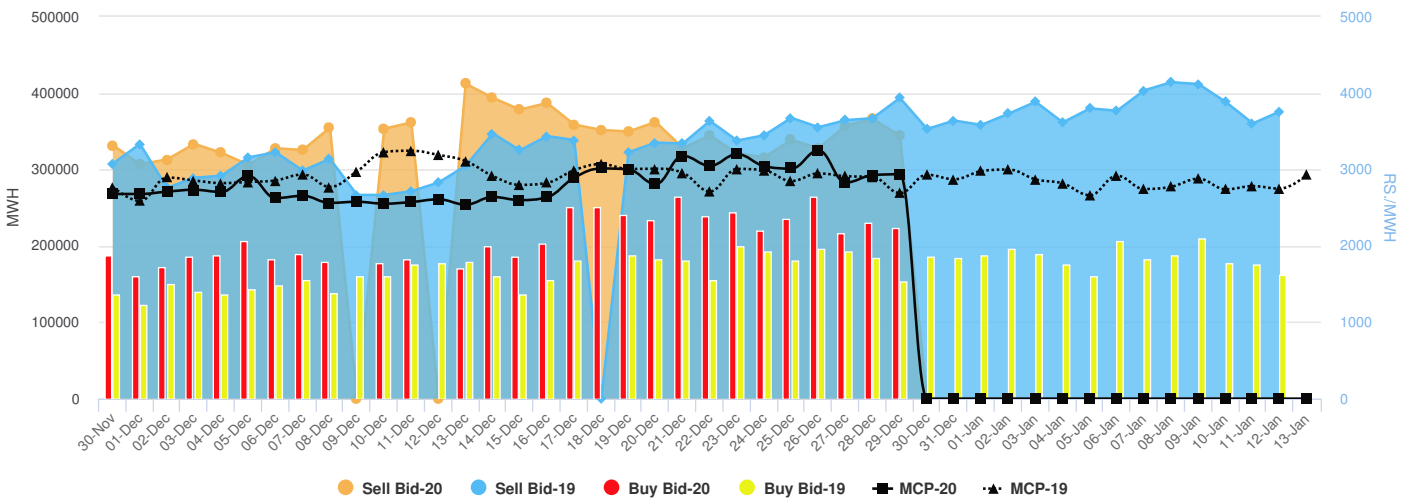


No Congestion has been reported by NLDC for DD 29.12.2020

## 45 Days Average Clearing Prices at IEX:New Grid & SR rate



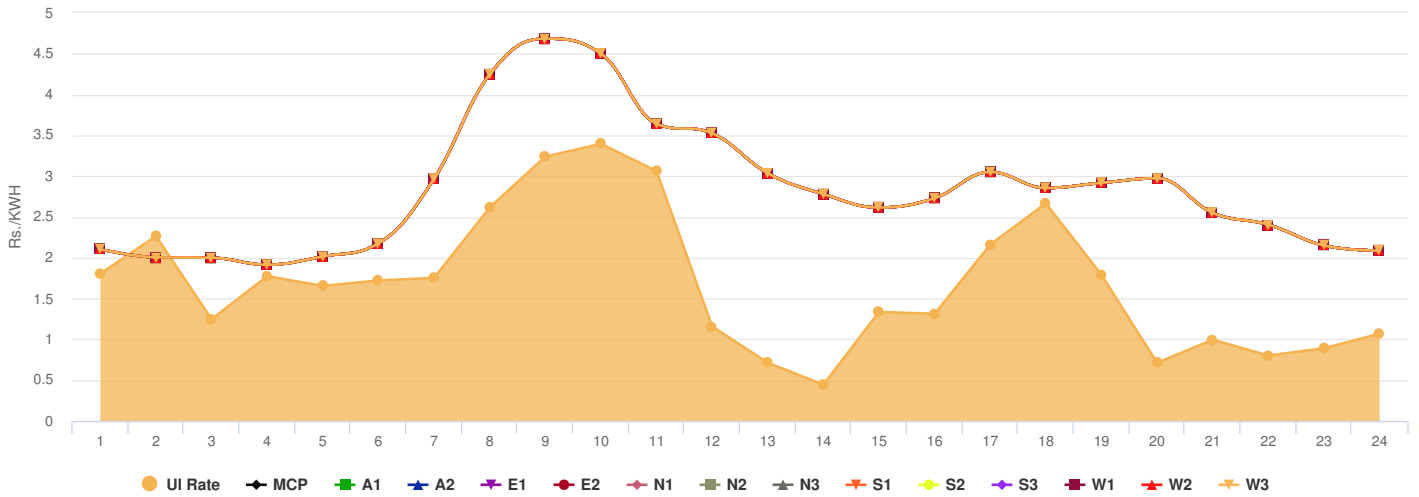
## Market Snapshot of last 45 Days



### Region wise top buyer and seller on Exchange

Region	29-Dec-20				28-Dec-20			
	Top Seller		Top Buyer		Top Seller		Top Buyer	
	Name	MUs	Name	MUs	Name	MUs	Name	MUs
NR	UPPCL	20.46	JK&LADAKH	15.90	UPPCL	20.93	RAJASTHAN	19.01
NER	ASSAM	2.61	ASSAM	1.66	ASSAM	2.59	ASSAM	1.97
SR	KPTCL	3.98	APTRANSCO	33.89	KPTCL	3.91	APTRANSCO	45.45
ER	ODISHA	21.34	JHARKHAND	3.44	WBSETCL	28.87	BSPHCL	2.89
WR	MPSEB	6.13	MSEB	28.51	CSEB	6.00	MSEB	30.21

### DSM charges comparison with daily avg price of IEX 27-Dec-20



### Region wise top Over Drawing & Under Drawing States

Region	28-Dec-20				27-Dec-20			
	Under Drawal		Over Drawal		Under Drawal		Over Drawal	
	State	MUs	State	MUs	State	MUs	State	MUs
NR	Punjab	-1.20	Haryana	1.20	Punjab	-3.50	HP	0.90
NER	Manipur	-0.50	Assam	1.20	Tripura	-0.50	Assam	1.60
SR	Telangana	-0.40	Tamil Nadu	1.20	Telangana	-0.60	Andhra Pradesh	0.30
ER	Jharkhand	-1.90	Sikkim	0.40	Jharkhand	-2.80	Bihar	0.90
WR	Chhattisgarh	-1.90	Goa	2.90	MP	-2.90	Chhattisgarh	-1.50

## Congestion Report

Corridor	Max.ATC[MW]		Max[MW]		Energy[MUs]	
	Import	Export	Import	Export	Import	Export
NR-ER	5650.00	5200.00	311.00	4939.00	1.10	68.40
WR-ER	No Limits Specified	No Limits Specified	2044.00	1655.00	14.90	12.30
SR-ER	No Limits Specified	5650.00	426.00	6107.00	0.00	100.30
NER-ER	2635.00	1105.00	670.00	665.00	2.60	0.00
NR-WR	2000.00	17350.00	2293.00	12264.00	37.50	231.80
SR-WR	4200.00	7500.00	1567.00	6872.00	15.30	96.30

### Latest power Sector & Weather News



Power sector limping back to normal; ensuring 24X7 power supply, discoms' fin health key challenges



Mahindra Logistics to soon deploy electric vehicles for last-mile delivery



Hero Electric ties up with startup eBikeGO



Vikram Solar commissions 10 MW solar plant in West Bengal



Cold Wave to Severe Cold Wave conditions very likely in most pockets over Punjab and Haryana, Chandigarh & Delhi; in some pockets over East Rajasthan and Uttarakhand; in isolated pockets over West Rajasthan and Saurashtra & Kutch. Cold Wave conditions in isolated pockets over Himachal Pradesh, West Uttar Pradesh and north Madhya Pradesh.



Cold Day conditions very likely in isolated pockets over Punjab, Haryana, Chandigarh & Delhi and West Madhya Pradesh.



Dense to Very Dense Fog very likely in many pockets over Punjab and Haryana, Chandigarh & Delhi. Dense fog in isolated pockets over Uttar Pradesh and Rajasthan.



Ground Frost very likely at isolated places over Himachal Pradesh, Uttarakhand, north Rajasthan, Punjab and Haryana, Chandigarh & Delhi



Thunderstorm accompanied with lightning very likely at isolated places over Tamil Nadu, Puducherry & Karaikal.

## Generating Outage Summary in MW

Region	Central Sector	State Sector	Sub Total	Previous
NR	4,420.00	10,818.00	15,238.00	14,588.00
NER	539.00	11.00	550.00	300.00
ER	1,970.00	4,472.00	6,442.00	6,192.00
WR	10,185.00	15,441.00	25,626.00	26,021.00
SR	8,042.00	11,937.00	19,979.00	20,109.00
<b>Total</b>	<b>25,156.00</b>	<b>42,679.00</b>	<b>67,835.00</b>	<b>67,210.00</b>

DISCLAIMER: Kreate Energy (I) Pvt. Ltd. has taken due care and caution in compilation and reporting of data as has been obtained from various sources including which it considers reliable and first hand. However, Kreate Energy (I) Pvt. Ltd. does not guarantee the accuracy, adequacy or completeness of any information and it not responsible for errors or omissions or for the results obtained from the use of such information and especially states that it has no financial liability whatsoever to the users of this report. This research and information does not constitute recommendation or advice for trading or investment purposes and therefore Kreate Energy (I) Pvt. Ltd. will not be liable for any loss accrued as a result of a trading/investment activity that is undertaken on the basis of information contained in this report.